

procut



Product Catalogue

www.atagroup.co






























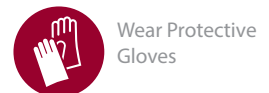
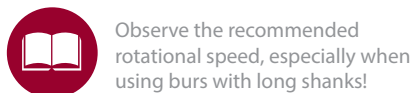
procut is an internationally renowned brand of high quality carbide burs and forms a key part of ATA Group, a privately owned organisation with over 50 years experience in the supply of metal removal solutions to all major industrial sectors.

We are committed to providing our customers with high performance products that maximise productivity and reduce costs. Our head office and global production centre based in Cavan, Ireland, is accredited to ISO9001:2008 and is equipped with the latest CNC technology delivering product of unrivalled quality and consistency.

Contents


Cuts & Speed Guide	4 - 5
Standard Bur Range	7 - 21
 A - Shape	8
 B - Shape	9
 C - Shape	10
 D - Shape	11
 E - Shape	12
 F - Shape	13
 G - Shape	14
 H - Shape	15
 J - Shape	16

	K - Shape	17
	L - Shape	18
	M - Shape	19
	N - Shape	20
	RIM - Shape	21
Miniature Bur Range		22 - 24
Micro Range		25
Long Shank Range		26 - 28
Coated Range		29 - 31
Power Cut Range		32 - 34
Alloy Specific Range		37 - 42
Inox Range		43 - 49
Steel Range		51 - 57
Base Metal Range		59 - 64
FGR Range		65 - 67
Bur Sets		69 - 75
Recommendations For Use		81



Cut Selection Guide

Standard Cut Types



Cut 6 - Double cut for general purpose use. Improves control and reduces chips




Cut 2 - Standard cut for general applications




Cut 3 - Fast Mill cut for rapid stock removal of softer non-ferrous materials including plastics


Special Cut Types




Cut 1 - Coarse cut for metal removal and finishing applications on non-ferrous metal alloys




Cut 4 - Fine cut for improved finish on all ferrous metals



Cut 5 - Foundry cut for maximum stock removal, rough edges and foundry applications



Cut 8 - Diamond cut for hardest materials and best finishes



Cut 9 - Chipbreaker cut for fast stock removal. Improves control and surface finish




Cut 10 - Fast Mill cut with chipbreaker for rapid stock removal



AS Cut - Alloy specific cut suitable for Ni-Alloys & Ti-Alloys




Inox Cut - High performance grinding on stainless steel applications



Steel Cut - Aggressive cutting form for increased stock removal



Base Metal - Rapid stock removal on soft ferrous materials



FGR Cut - For use on phenolics, fiberglass and hard non-metallic materials

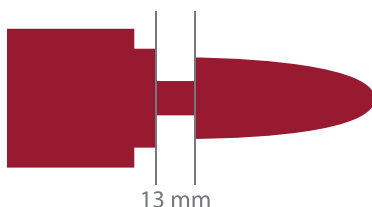
Material	Standard Cut Types			Special Cut Types										
	Cut 6	Cut 2	Cut 3	Cut 1	Cut 4	Cut 5	Cut 8	Cut 9	Cut 10	AS Cut	Inox Cut	Steel Cut	BM Cut	FGR Cut
Aluminum, Plastic			●						○					
Brass, Copper, Cast Iron, Bronze	●	●		○	○	●	○	○					●	
Unhardened Steels	●	●			○	●	○					○		
Hardened Steels	●	●			●	○	●	○				●	●	
Stainless Steels, Nimonic Alloys, Titanium	●	●			●	○	●	○		●	●			
Fiberglass														●

○ Recommended ● Highly Recommended

Recommended Operating Speeds

All speeds in the table below quoted X 1,000 rpm.

Bur Head ϕ	Maximum Operating Speeds	Aluminium, Plastic		Brass, Copper Cast Iron, Bronze		Unhardened Steel		Hardened Steel, Stainless Steel, Nimonic Alloys	
		Speed Range	Recomm. Start Point	Speed Range	Recomm. Start Point	Speed Range	Recomm. Start Point	Speed Range	Recomm. Start Point
3mm (1/8")	100	60-80	65	45-80	65	60-80	80	60-80	80
6mm (1/4")	65	15-60	40	22-60	45	45-60	50	30-45	40
10mm (3/8")	55	10-50	25	15-40	30	30-40	30	19-30	25
12mm (1/2")	35	7-30	20	11-30	25	22-30	25	15-22	20
16mm (5/8")	25	6-20	15	9-20	20	18-20	20	12-18	15
20mm (3/4")	20	5-17	10	8-17	12	15-17	15	10-15	10
25mm (1")	15	4-13	8	6-13	10	10-13	10	7-11	8



WARNING: These are recommended speeds for Standard Length Burs with 13 mm maximum overhang. Maximum recommended operating speeds for extended length shanks is 15,000rpm.

Due to the international spread of our customers each of our burs are listed in 3 cuts. These cuts are equivalent to the UK & European ISO Standard, the USA Standard & the DIN Standard.

procut



Standard Bur Range

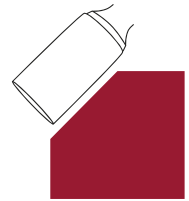
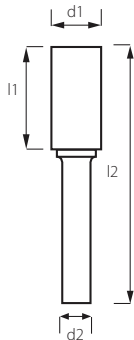
www.atagroup.co





Cylinder without Endcut

Shape: A, ZYA, SA



3mm
shank

Dimensions - All in mm

d1	l1	d2	l2	Type
1.5	6.0	3.0	38.0	Solid
2.0	11.0	3.0	38.0	Solid
2.5	12.0	3.0	38.0	Solid
3.0	14.0	3.0	38.0	Solid
5.0	12.7	3.0	38.0	Solid
6.3	4.7	3.0	37.0	Brazed
6.3	12.7	3.0	45.0	Brazed

Part Numbers

Cut 2	Cut 6	Cut 3
A31.506-2	A31.506-6	-
A30211-2	A30211-6	-
A32.512-2	A32.512-6	-
A30314-2	A30314-6	A30314-3
A30512-2	A30512-6	-
A30605-2	A30605-6	-
A30612-2	A30612-6	A30612-3

6mm
shank

Dimensions - All in mm

d1	l1	d2	l2	Type
3.0	14.0	6.0	50.0	Solid
4.0	14.0	6.0	50.0	Solid
5.0	16.0	6.0	50.0	Solid
6.0	18.0	6.0	50.0	Solid
6.0	25.0	6.0	50.0	Solid
8.0	19.0	6.0	64.0	Brazed
9.6	13.5	6.0	59.0	Brazed
9.6	19.0	6.0	64.0	Brazed
9.6	25.0	6.0	70.0	Brazed
11.0	25.0	6.0	70.0	Brazed
12.7	19.0	6.0	64.0	Brazed
12.7	25.0	6.0	70.0	Brazed
16.0	25.0	6.0	70.0	Brazed
19.0	25.0	6.0	70.0	Brazed
25.0	25.0	6.0	70.0	Brazed

Part Numbers

Cut 2	Cut 6	Cut 3
A60312-2	A60312-6	-
A60413-2	A60413-6	-
A60516-2	A60516-6	-
A60618-2	A60618-6	A60618-3
A60625-2	A60625-6	-
A60820-2	A60820-6	A60820-3
A61014-2	A61014-6	-
A61020-2	A61020-6	A61020-3
A61025-2	A61025-6	-
A61125-2	A61125-6	-
A61220-2	A61220-6	-
A61225-2	A61225-6	A61225-3
A61525-2	A61525-6	A61525-3
A62025-2	A62025-6	A62025-3
A62525-2	A62525-6	A62525-3

8mm
shank

Dimensions - All in mm

d1	l1	d2	l2	Type
12.7	25.0	8.0	70.0	Brazed
16.0	25.0	8.0	70.0	Brazed
19.0	25.0	8.0	70.0	Brazed
25.0	25.0	8.0	70.0	Brazed

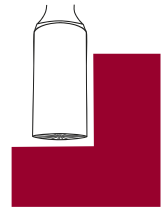
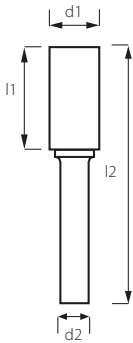
Part Numbers

Cut 2	Cut 6	Cut 3
A81225-2	A81225-6	A81225-3
A81525-2	A81525-6	A81525-3
A82025-2	A82025-6	A82025-3
A82525-2	A82525-6	A82525-3



Cylinder with Endcut

Shape: B, ZYAS, SB



3mm shank

Dimensions - All in mm

d1	l1	d2	l2	Type
1.5	6.0	3.0	38.0	Solid
2.0	11.0	3.0	38.0	Solid
2.5	12.0	3.0	38.0	Solid
3.0	14.0	3.0	38.0	Solid
5.0	12.7	3.0	38.0	Solid
6.3	4.7	3.0	37.0	Brazed
6.3	12.7	3.0	45.0	Brazed

Part Numbers

Cut 2	Cut 6	Cut 3
B31.506-2	B31.50-6	-
B30211-2	B30211-6	-
B32.512-2	B32.512-6	-
B30314-2	B30314-6	B30314-3
B30512-2	B30512-6	-
B30605-2	B30605-6	-
B30612-2	B30612-6	B30612-3

6mm shank

Dimensions - All in mm

d1	l1	d2	l2	Type
3.0	14.0	6.0	50.0	Solid
4.0	14.0	6.0	50.0	Solid
5.0	16.0	6.0	50.0	Solid
6.0	18.0	6.0	50.0	Solid
6.0	25.0	6.0	50.0	Solid
8.0	19.0	6.0	64.0	Brazed
9.6	13.5	6.0	59.0	Brazed
9.6	19.0	6.0	64.0	Brazed
9.6	25.0	6.0	70.0	Brazed
11.0	25.0	6.0	70.0	Brazed
12.7	19.0	6.0	64.0	Brazed
12.7	25.0	6.0	70.0	Brazed
16.0	25.0	6.0	70.0	Brazed
19.0	25.0	6.0	70.0	Brazed
25.0	25.0	6.0	70.0	Brazed

Part Numbers

Cut 2	Cut 6	Cut 3
B60312-2	B60312-6	-
B60413-2	B60413-6	-
B60516-2	B60516-6	-
B60618-2	B60618-6	B60618-3
B60625-2	B60625-6	-
B60820-2	B60820-6	B60820-3
B61014-2	B61014-6	-
B61020-2	B61020-6	B61020-3
B61025-2	B61025-6	-
B61125-2	B61125-6	-
B61220-2	B61220-6	-
B61225-2	B61225-6	B61225-3
B61525-2	B61525-6	B61525-3
B62025-2	B62025-6	B62025-3
B62525-2	B62525-6	B62525-3

8mm shank

Dimensions - All in mm

d1	l1	d2	l2	Type
12.7	25.0	8.0	70.0	Brazed
16.0	25.0	8.0	70.0	Brazed
19.0	25.0	8.0	70.0	Brazed
25.0	25.0	8.0	70.0	Brazed


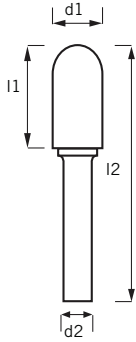
Part Numbers

Cut 2	Cut 6	Cut 3
B81225-2	B81225-6	B81225-3
B81525-2	B81525-6	B81525-3
B82025-2	B82025-6	B82025-3
B82525-2	B82525-6	B82525-3



Ball Nosed Cylinder

Shape: C, WRC, SC



3mm
shank

Dimensions - All in mm

d1	l1	d2	l2	Type
2.0	11.0	3.0	38.0	Solid
2.5	11.0	3.0	38.0	Solid
3.0	14.0	3.0	38.0	Solid
5.0	12.7	3.0	38.0	Solid
6.3	12.7	3.0	45.0	Brazed

Part Numbers

Cut 2	Cut 6	Cut 3
C30211-2	C30211-6	-
C32511-2	C32511-6	-
C30312-2	C30312-6	C30312-3
C30512-2	C30512-6	-
C30612-2	C30612-6	C30612-3

6mm
shank

Dimensions - All in mm

d1	l1	d2	l2	Type
3.0	14.0	6.0	50.0	Solid
4.0	14.0	6.0	50.0	Solid
5.0	16.0	6.0	50.0	Solid
6.0	18.0	6.0	50.0	Solid
6.0	25.0	6.0	50.0	Solid
8.0	19.0	6.0	64.0	Brazed
9.6	19.0	6.0	64.0	Brazed
9.6	25.0	6.0	70.0	Brazed
11.0	25.0	6.0	70.0	Brazed
12.0	10.0	6.0	54.0	Brazed
12.7	19.0	6.0	64.0	Brazed
12.7	25.0	6.0	70.0	Brazed
16.0	25.0	6.0	70.0	Brazed
19.0	25.0	6.0	70.0	Brazed
25.0	25.0	6.0	70.0	Brazed

Part Numbers

Cut 2	Cut 6	Cut 3
C60312-2	C60312-6	-
C60413-2	C60413-6	-
C60516-2	C60516-6	-
C60618-2	C60618-6	C60618-3
C60625-2	C60625-6	-
C60820-2	C60820-6	C60820-3
C61020-2	C61020-6	C61020-3
C61025-2	C61025-6	-
C61125-2	C61125-6	-
C61210-2	C61210-6	-
C61220-2	C61220-6	C61220-3
C61225-2	C61225-6	C61225-3
C61525-2	C61525-6	C61525-3
C62025-2	C62025-6	C62025-3
C62525-2	C62525-6	-

8mm
shank

Dimensions - All in mm

d1	l1	d2	l2	Type
12.7	25.0	8.0	70.0	Brazed
16.0	25.0	8.0	70.0	Brazed
19.0	25.0	8.0	70.0	Brazed
25.0	25.0	8.0	70.0	Brazed


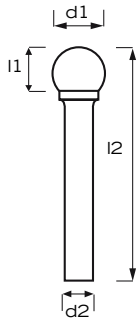
Part Numbers

Cut 2	Cut 6	Cut 3
C81225-2	C81225-6	C81225-3
C81525-2	C81525-6	C81525-3
C82025-2	C82025-6	C82025-3
C82525-2	C82525-6	-



Ball

Shape: D, KUD, SD



3mm shank

Dimensions - All in mm

d1	l1	d2	l2	Type
2.0	1.8	3.0	38.0	Solid
2.5	2.3	3.0	38.0	Solid
3.0	2.5	3.0	38.0	Solid
4.0	3.4	3.0	38.0	Solid
5.0	4.7	3.0	38.0	Solid
6.3	5.0	3.0	38.0	Brazed

Part Numbers

Cut 2	Cut 6	Cut 3
D30202-2	D30202-6	-
D32.52.5-2	D32.52.5-6	-
D30303-2	D30303-6	D30303-3
D30404-2	D30404-6	D30404-3
D30505-2	D30505-6	-
D30606-2	D30606-6	D30606-3

6mm shank

Dimensions - All in mm

d1	l1	d2	l2	Type
3.0	2.5	6.0	50.0	Solid
4.0	3.0	6.0	50.0	Solid
5.0	4.0	6.0	50.0	Solid
6.0	4.7	6.0	50.0	Solid
8.0	6.0	6.0	52.0	Brazed
9.6	8.0	6.0	54.0	Brazed
11.0	9.5	6.0	55.0	Brazed
12.7	11.0	6.0	56.0	Brazed
16.0	14.0	6.0	59.0	Brazed
19.0	16.5	6.0	62.0	Brazed
25.0	22.0	6.0	67.0	Brazed

Part Numbers

Cut 2	Cut 6	Cut 3
D60303-2	D60303-6	-
D60404-2	D60404-6	-
D60505-2	D60505-6	-
D60606-2	D60606-6	D60606-3
D60808-2	D60808-6	D60808-3
D61010-2	D61010-6	D61010-3
D61111-2	D61111-6	-
D61212-2	D61212-6	D61212-3
D61515-2	D61515-6	D61515-3
D62020-2	D62020-6	D62020-3
D62525-2	D62525-6	D62525-3

8mm shank

Dimensions - All in mm

d1	l1	d2	l2	Type
12.7	11.0	8.0	56.0	Brazed
16.0	14.0	8.0	59.0	Brazed
19.0	16.5	8.0	62.0	Brazed
25.0	22.0	8.0	67.0	Brazed

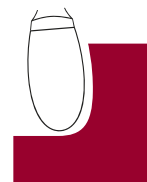
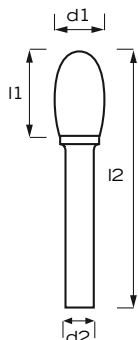
Part Numbers

Cut 2	Cut 6	Cut 3
D81212-2	D81212-6	D81212-3
D81515-2	D81515-6	D81515-3
D82020-2	D82020-6	D82020-3
D82525-2	D82525-6	D82525-3



Oval

Shape: E, TRE, SE



3mm
shank

Dimensions - All in mm

d1	l1	d2	l2	Type
3.0	6.0	3.0	38.0	Solid
5.0	8.0	3.0	38.0	Solid
6.3	9.5	3.0	42.0	Brazed

Part Numbers

Cut 2	Cut 6	Cut 3
E30306-2	E30306-6	E30306-3
E30508-2	E30508-6	-
E30610-2	E30610-6	E30610-3

6mm
shank

Dimensions - All in mm

d1	l1	d2	l2	Type
6.0	10.0	6.0	50.0	Solid
8.0	15.0	6.0	60.0	Brazed
9.6	16.0	6.0	60.0	Brazed
12.7	22.0	6.0	67.0	Brazed
16.0	25.0	6.0	70.0	Brazed
19.0	25.0	6.0	70.0	Brazed

Part Numbers

Cut 2	Cut 6	Cut 3
E60610-2	E60610-6	E60610-3
E60815-2	E60815-6	E60815-3
E61015-2	E61015-6	E61015-3
E61220-2	E61220-6	E61220-3
E61525-2	E61525-6	E61525-3
E62025-2	E62025-6	E62025-3

8mm
shank

Dimensions - All in mm

d1	l1	d2	l2	Type
12.7	22.0	8.0	67.0	Brazed
16.0	25.0	8.0	70.0	Brazed
19.0	25.0	8.0	70.0	Brazed

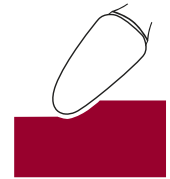
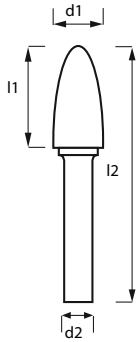
Part Numbers

Cut 2	Cut 6	Cut 3
E81220-2	E81220-6	E81220-3
E81525-2	E81525-6	E81525-3
E82025-2	E82025-6	E82025-3



Ball Nosed Tree

Shape: F, RBF, SF



3mm
shank

Dimensions - All in mm

d1	l1	d2	l2	Type
3.0	6.0	3.0	38.0	Solid
3.0	8.0	3.0	38.0	Solid
3.0	14.0	3.0	38.0	Solid
5.0	12.7	3.0	38.0	Solid
6.3	12.7	3.0	45.0	Brazed

Part Numbers

Cut 2	Cut 6	Cut 3
F30306-2	F30306-6	-
F30308-2	F30308-6	-
F30312-2	F30312-6	F30312-3
F30512-2	F30512-6	-
F30612-2	F30612-6	F30612-3

6mm
shank

Dimensions - All in mm

d1	l1	d2	l2	Type
6.0	18.0	6.0	50.0	Solid
8.0	20.0	6.0	65.0	Brazed
9.6	19.0	6.0	64.0	Brazed
11.0	25.0	6.0	70.0	Brazed
12.7	19.0	6.0	64.0	Brazed
12.7	25.0	6.0	70.0	Brazed
16.0	25.0	6.0	70.0	Brazed
16.0	30.0	6.0	75.0	Brazed
19.0	25.0	6.0	70.0	Brazed
19.0	32.0	6.0	77.0	Brazed
19.0	38.0	6.0	83.0	Brazed

Part Numbers

Cut 2	Cut 6	Cut 3
F60618-2	F60618-6	F60618-3
F60820-2	F60820-6	F60820-3
F61020-2	F61020-6	F61020-3
F61125-2	F61125-6	-
F61220-2	F61220-6	-
F61225-2	F61225-6	F61225-3
F61525-2	F61525-6	F61525-3
F61530-2	F61530-6	-
F62025-2	F62025-6	F62025-3
F62032-2	F62032-6	F62032-3
F62038-2	F62038-6	F62038-3

8mm
shank

Dimensions - All in mm

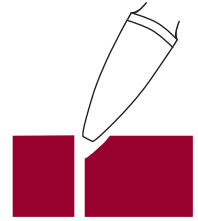
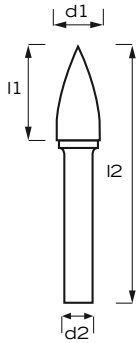
d1	l1	d2	l2	Type
12.7	25.0	8.0	70.0	Brazed
16.0	25.0	8.0	70.0	Brazed
19.0	25.0	8.0	70.0	Brazed
19.0	32.0	8.0	77.0	Brazed
19.0	38.0	8.0	83.0	Brazed

Part Numbers

Cut 2	Cut 6	Cut 3
F81225-2	F81225-6	F81225-3
F81525-2	F81525-6	F81525-3
F82025-2	F82025-6	F82025-3
F82032-2	F82032-6	F82032-3
F82038-2	F82038-6	F82038-3

Pointed Tree

Shape: G, SPG, SG



3mm shank

Dimensions - All in mm

d1	l1	d2	l2	Type
3.0	6.0	3.0	38.0	Solid
3.0	10.0	3.0	38.0	Solid
3.0	14.0	3.0	38.0	Solid
5.0	12.7	3.0	38.0	Solid
6.3	12.7	3.0	45.0	Brazed

Part Numbers

Cut 2	Cut 6	Cut 3
G30306-2	G30306-6	-
G30310-2	G30310-6	-
G30312-2	G30312-6	G30312-3
G30512-2	G30512-6	-
G30612-2	G30612-6	G30612-3

6mm shank

Dimensions - All in mm

d1	l1	d2	l2	Type
6.0	18.0	6.0	50.0	Solid
8.0	19.0	6.0	64.0	Brazed
9.6	19.0	6.0	64.0	Brazed
12.7	19.0	6.0	64.0	Brazed
12.7	25.0	6.0	70.0	Brazed
12.7	30.0	6.0	75.0	Brazed
16.0	25.0	6.0	70.0	Brazed
16.0	30.0	6.0	75.0	Brazed
19.0	25.0	6.0	70.0	Brazed
19.0	38.0	6.0	83.0	Brazed

Part Numbers

Cut 2	Cut 6	Cut 3
G60618-2	G60618-6	G60618-3
G60820-2	G60820-6	G60820-3
G61020-2	G61020-6	G61020-3
G61220-2	G61220-6	-
G61225-2	G61225-6	G61225-3
G61230-2	G61230-6	-
G61525-2	G61525-6	G61525-3
G61530-2	G61530-6	-
G62025-2	G62025-6	-
G62038-2	G62038-6	-

8mm shank

Dimensions - All in mm

d1	l1	d2	l2	Type
12.7	25.0	8.0	70.0	Brazed
12.7	30.0	8.0	75.0	Brazed
16.0	25.0	8.0	70.0	Brazed
16.0	30.0	8.0	75.0	Brazed
19.0	25.0	8.0	70.0	Brazed
19.0	38.0	8.0	83.0	Brazed


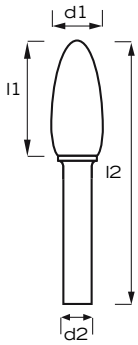
Part Numbers

Cut 2	Cut 6	Cut 3
G81225-2	G81225-6	G81225-3
G81230-2	G81230-6	-
G81525-2	G81525-6	G81525-3
G81530-2	G81530-6	-
G82025-2	G82025-6	-
G82038-2	G82038-6	-



Flame

Shape: H, SH



3mm shank

Dimensions - All in mm					Part Numbers		
d1	l1	d2	l2	Type	Cut 2	Cut 6	Cut 3
3.0	6.0	3.0	38.0	Solid	H30306-2	H30306-6	-
5.0	9.5	3.0	38.0	Solid	H30510-2	H30510-6	-
6.0	10.0	3.0	43.0	Brazed	H30612-2	H30612-6	-

6mm shank


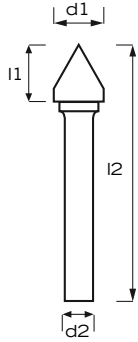
Dimensions - All in mm					Part Numbers		
d1	l1	d2	l2	Type	Cut 2	Cut 6	Cut 3
6.0	14.0	6.0	50.0	Solid	H60614-2	H60614-6	-
8.0	19.0	6.0	64.0	Brazed	H60820-2	H60820-6	H60820-3
9.6	19.0	6.0	65.0	Brazed	H61020-2	H61020-6	H61020-3
12.7	32.0	6.0	77.0	Brazed	H61232-2	H61232-6	H61232-3
16.0	36.0	6.0	81.0	Brazed	H61535-2	H61535-6	H61535-3
19.0	41.0	6.0	86.0	Brazed	H62042-2	H62042-6	-

8mm shank

Dimensions - All in mm					Part Numbers		
d1	l1	d2	l2	Type	Cut 2	Cut 6	Cut 3
12.7	32.0	8.0	77.0	Brazed	H81232-2	H81232-6	-
16.0	36.0	8.0	81.0	Brazed	H81535-2	H81535-6	-
19.0	41.0	8.0	86.0	Brazed	H82042-2	H82042-6	-

60° Countersink

Shape: J, KSJ, SJ



3mm
shank

Dimensions - All in mm

d1	l1	d2	l2	Type
3.0	2.5	3.0	38.0	Solid

Part Numbers

Cut 2	Cut 6
J30303-2	J30303-6

6mm
shank

Dimensions - All in mm

d1	l1	d2	l2	Type
6.0	4.0	6.0	50.0	Solid
9.6	8.0	6.0	56.0	Brazed
12.7	11.0	6.0	59.0	Brazed
16.0	14.5	6.0	63.0	Brazed
19.0	17.5	6.0	65.0	Brazed
25.0	24.5	6.0	70.0	Brazed

Part Numbers

Cut 2	Cut 6
J60606-2	J60606-6
J61008-2	J61008-6
J61210-2	J61210-6
J61512-2	J61512-6
J62018-2	J62018-6
J62520-2	J62520-6

8mm
shank

Dimensions - All in mm

d1	l1	d2	l2	Type
12.7	11.0	8.0	59.0	Brazed
16.0	14.5	8.0	63.0	Brazed
19.0	17.5	8.0	65.0	Brazed
25.0	24.5	8.0	70.0	Brazed

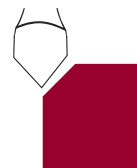
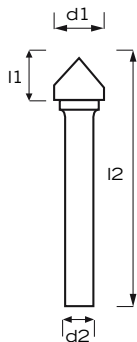
Part Numbers

Cut 2	Cut 6
J81210-2	J81210-6
J81512-2	J81512-6
J82018-2	J82018-6
J82520-2	J82520-6



90° Countersink

Shape: K, KSK, SK



3mm
shank

Dimensions - All in mm

d1	l1	d2	l2	Type	Cut 2	Cut 6
3.0	1.5	3.0	38.0	Solid	K30303-2	K30303-6

Part Numbers

6mm
shank

Dimensions - All in mm

d1	l1	d2	l2	Type	Cut 2	Cut 6
6.0	3.0	6.0	50.0	Solid	K60603-2	K60603-6
9.6	4.7	6.0	53.0	Brazed	K61004-2	K61004-6
12.7	6.3	6.0	55.0	Brazed	K61206-2	K61206-6
16.0	8.0	6.0	57.0	Brazed	K61508-2	K61508-6
19.0	9.5	6.0	59.0	Brazed	K62012-2	K62012-6
25.0	12.7	6.0	61.0	Brazed	K62512-2	K62512-6

Part Numbers

8mm
shank


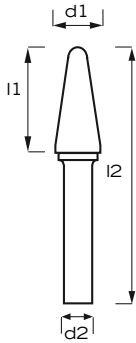
Dimensions - All in mm

d1	l1	d2	l2	Type	Cut 2	Cut 6
12.7	6.3	8.0	55.0	Brazed	K81206-2	K81206-6
16.0	8.0	8.0	57.0	Brazed	K81508-2	K81508-6
19.0	9.5	8.0	59.0	Brazed	K82012-2	K82012-6
25.0	12.7	8.0	61.0	Brazed	K82512-2	K82512-6

Part Numbers

Ball Nose Cone

Shape: L, KEL, SL



3mm shank

Dimensions - All in mm						Part Numbers		
d1	l1	d2	l2	Type	Angle	Cut 2	Cut 6	Cut 3
3.0	10.0	3.0	38.0	Solid	10°	L30310-2	L30310-6	-
3.0	14.0	3.0	38.0	Solid	8°	L30312-2	L30312-6	L30312-3
5.0	12.7	3.0	38.0	Solid	14°	L30512-2	L30512-6	-
6.3	15.8	3.0	48.0	Brazed	22°	L30612-2	L30612-6	L30612-3

6mm shank


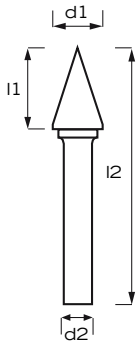
Dimensions - All in mm						Part Numbers		
d1	l1	d2	l2	Type	Angle	Cut 2	Cut 6	Cut 3
6.0	18.0	6.0	50.0	Solid	14°	L60618-2	L60618-6	L60618-3
8.0	25.4	6.0	70.0	Brazed	14°	L60822-2	L60822-6	L60822-3
10.0	20.0	6.0	65.0	Brazed	14°	L61020-2	L61020-6	L61020-3
9.6	30.0	6.0	76.0	Brazed	14°	L61026-2	L61026-6	L61026-3
12.0	25.0	6.0	70.0	Brazed	14°	L61225-2	L61225-6	-
12.7	32.0	6.0	77.0	Brazed	14°	L61228-2	L61228-6	L61228-3
16.0	33.0	6.0	78.0	Brazed	14°	L61533-2	L61533-6	L61533-3
19.0	41.0	6.0	86.0	Brazed	14°	L62038-2	L62038-6	-

8mm shank

Dimensions - All in mm						Part Numbers		
d1	l1	d2	l2	Type	Angle	Cut 2	Cut 6	Cut 3
12.7	32.0	8.0	77.0	Brazed	14°	L81228-2	L81228-6	L81228-3
16.0	33.0	8.0	78.0	Brazed	14°	L81533-2	L81533-6	L81533-3
19.0	41.0	8.0	86.0	Brazed	14°	L82038-2	L82038-6	-

Cone

Shape: M, SKM, SM



3mm shank

Dimensions - All in mm

d1	l1	d2	l2	Type	Angle
3.0	8.0	3.0	38.0	Solid	18°
3.0	11.0	3.0	38.0	Solid	14°
3.0	15.0	3.0	38.0	Solid	10°
6.3	12.7	3.0	49.0	Brazed	22°

Part Numbers

Cut 2	Cut 6	Cut 3
M30308-2	M30308-6	-
M30311-2	M30311-6	M30311-3
M30315-2	M30315-6	-
M30612-2	M30612-6	M30612-3

6mm shank

Dimensions - All in mm

d1	l1	d2	l2	Type	Angle
6.0	12.7	6.0	50.0	Solid	20°
6.0	20.0	6.0	50.0	Solid	14°
6.0	25.0	6.0	50.0	Solid	10°
8.0	18.0	6.0	64.0	Brazed	22°
9.6	16.0	6.0	64.0	Brazed	28°
12.7	22.0	6.0	71.0	Brazed	28°
16.0	25.0	6.0	71.0	Brazed	31°

Part Numbers

Cut 2	Cut 6	Cut 3
M60612-2	M60612-6	-
M60620-2	M60620-6	M60620-3
M60625-2	M60625-6	-
M60818-2	M60818-6	-
M61020-2	M61020-6	M61020-3
M61222-2	M61222-6	M61222-3
M61525-2	M61525-6	-

8mm shank

Dimensions - All in mm

d1	l1	d2	l2	Type	Angle
12.7	22.0	8.0	71.0	Brazed	28°
16.0	25.0	8.0	71.0	Brazed	31°

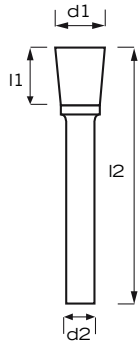
Part Numbers

Cut 2	Cut 6	Cut 3
M81222-2	M81222-6	-
M81525-2	M81525-6	-



Inverted Cone

Shape: N, WKN, SN



3mm
shank

Dimensions - All in mm

d1	l1	d2	l2	Type	Angle
3.0	4.0	3.0	38.0	Solid	10°
3.0	4.0	3.0	38.0	Solid	10°
6.3	6.0	3.0	39.0	Brazed	12°
6.3	6.4	3.0	39.0	Brazed	12°

Part Numbers

Cut 2	Cut 6
N30304-2	N30304-6
N30304-2E*	N30304-6E*
N30606-2	N30606-6
N30606-2E*	N30606-6E*

* Inverted Cone with Endcut

6mm
shank

Dimensions - All in mm

d1	l1	d2	l2	Type	Angle
6.0	8.0	6.0	50.0	Solid	10°
9.6	9.5	6.0	55.0	Brazed	16°
12.7	12.7	6.0	58.0	Brazed	28°
16.0	19.0	6.0	64.0	Brazed	18°
19.0	16.0	6.0	61.0	Brazed	30°

Part Numbers

Cut 2	Cut 6
N60606-2	N60606-6
N61010-2	N61010-6
N61212-2	N61212-6
N61520-2	N61520-6
N62015-2	N62015-6

8mm
shank

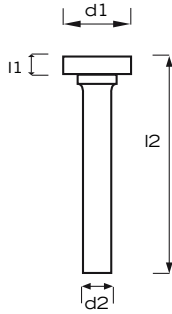
Dimensions - All in mm

d1	l1	d2	l2	Type	Angle
12.7	12.7	8.0	58.0	Brazed	28°
16.0	19.0	8.0	64.0	Brazed	18°
19.0	16.0	8.0	61.0	Brazed	30°

Part Numbers

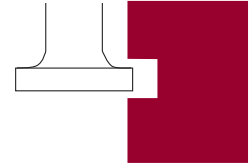
Cut 2	Cut 6
N81212-2	N81212-6
N81520-2	N81520-6
N82015-2	N82015-6

Rim Shape



A - Rectangle	R - Radius	RA - 90°	RAR - 90°+Rad

Profile Shapes



3mm
shank

Dimensions - All in mm

d1	l1	d2	l2	Type	Part Numbers
10.0	1.6	3.0	34.0	A	Cut 2 A3101.6-2

6mm
shank

Dimensions - All in mm

d1	l1	d2	l2	Type	Part Numbers
12.0	2.6	6.0	48.0	A	Cut 2 A6122.6-2
25.0	3.2	6.0	48.0	RAR	RAR62503-2
25.0	5.5	6.0	50.0	RA	RA62505-2
25.0	6.3	6.0	51.0	R	R62506-2
38.0	6.1	6.0	51.0	RAR	RAR63806-2

8mm
shank

Dimensions - All in mm

d1	l1	d2	l2	Type	Part Numbers
25.0	3.2	8.0	48.0	RAR	Cut 2 RAR82503-2
25.0	5.5	8.0	50.0	RA	RA82505-2
25.0	6.3	8.0	51.0	R	R82506-2
38.0	6.1	8.0	51.0	RAR	RAR83806-2

Miniature Range

Cylinder without Endcut - Shape A, ZYA, SA



Dimensions - All in mm					Part Numbers		
d1	l1	d2	l2	Type	Cut 2	Cut 6	Cut 3
1.5	6.0	3.0	38.0	Solid	A31.506-2	A31.506-6	-
2.0	11.0	3.0	38.0	Solid	A30211-2	A30211-6	-
2.5	12.0	3.0	38.0	Solid	A32.512-2	A32.512-6	-
3.0	14.0	3.0	38.0	Solid	A30314-2	A30314-6	A30314-3
5.0	12.7	3.0	38.0	Solid	A30512-2	A30512-6	-
6.3	4.7	3.0	37.0	Brazed	A30605-2	A30605-6	-
6.3	12.7	3.0	45.0	Brazed	A30612-2	A30612-6	A30612-3

Cylinder with Endcut - Shape B, ZYAS, SB



Dimensions - All in mm					Part Numbers		
d1	l1	d2	l2	Type	Cut 2	Cut 6	Cut 3
1.5	6.0	3.0	38.0	Solid	B31.506-2	B31.506-6	-
2.0	11.0	3.0	38.0	Solid	B30211-2	B30211-6	-
2.5	12.0	3.0	38.0	Solid	B32.512-2	B32.512-6	-
3.0	14.0	3.0	38.0	Solid	B30314-2	B30314-6	B30314-3
5.0	12.7	3.0	38.0	Solid	B30512-2	B30512-6	-
6.3	4.7	3.0	37.0	Brazed	B30605-2	B30605-6	-
6.3	12.7	3.0	45.0	Brazed	B30612-2	B30612-6	B30612-3

Ball Nosed Cylinder - Shape C, WRC, SC



Dimensions - All in mm					Part Numbers		
d1	l1	d2	l2	Type	Cut 2	Cut 6	Cut 3
2.0	11.0	3.0	38.0	Solid	C30211-2	C30211-6	-
2.5	11.0	3.0	38.0	Solid	C32.511-2	C32.511-6	-
3.0	14.0	3.0	38.0	Solid	C30312-2	C30312-6	C30312-3
5.0	12.7	3.0	38.0	Solid	C30512-2	C30512-6	-
6.3	12.7	3.0	45.0	Brazed	C30612-2	C30612-6	C30612-3

Ball - Shape D, KUD, SD



Dimensions - All in mm					Part Numbers		
d1	l1	d2	l2	Type	Cut 2	Cut 6	Cut 3
2.0	1.8	3.0	38.0	Solid	D30202-2	D30202-6	-
2.5	2.3	3.0	38.0	Solid	D32.52.5-2	D32.52.5-6	-
3.0	2.5	3.0	38.0	Solid	D30303-2	D30303-6	D30303-3
4.0	3.4	3.0	38.0	Solid	D30404-2	D30404-6	D30404-3
5.0	4.7	3.0	38.0	Solid	D30505-2	D30505-6	-
6.3	5.0	3.0	38.0	Brazed	D30606-2	D30606-6	D30606-3

Oval - Shape E, TRE, SE



Dimensions - All in mm					Part Numbers		
d1	l1	d2	l2	Type	Cut 2	Cut 6	Cut 3
3.0	6.0	3.0	38.0	Solid	E30306-2	E30306-6	E30306-3
5.0	8.0	3.0	38.0	Solid	E30508-2	E30508-6	-
6.3	9.5	3.0	42.0	Brazed	E30610-2	E30610-6	E30610-3

Ball Nosed Tree - Shape F, RBF, SF



Dimensions - All in mm					Part Numbers		
d1	l1	d2	l2	Type	Cut 2	Cut 6	Cut 3
3.0	6.0	3.0	38.0	Solid	F30306-2	F30306-6	-
3.0	8.0	3.0	38.0	Solid	F30308-2	F30308-6	-
3.0	14.0	3.0	38.0	Solid	F30312-2	F30312-6	F30312-3
5.0	12.7	3.0	38.0	Solid	F30512-2	F30512-6	-
6.3	12.7	3.0	45.0	Brazed	F30612-2	F30612-6	F30612-3

Pointed Tree - Shape G, SPG, SG



Dimensions - All in mm					Part Numbers		
d1	l1	d2	l2	Type	Cut 2	Cut 6	Cut 3
3.0	6.0	3.0	38.0	Solid	G30306-2	G30306-6	-
3.0	10.0	3.0	38.0	Solid	G30310-2	G30310-6	-
3.0	14.0	3.0	38.0	Solid	G30312-2	G30312-6	G30312-3
5.0	12.7	3.0	38.0	Solid	G30512-2	G30512-6	-
6.3	12.7	3.0	45.0	Brazed	G30612-2	G30612-6	G30612-3

Flame - Shape H, SH



Dimensions - All in mm					Part Numbers		
d1	l1	d2	l2	Type	Cut 2	Cut 6	Cut 3
3.0	6.0	3.0	38.0	Solid	H30306-2	H30306-6	-
5.0	9.5	3.0	38.0	Solid	H30510-2	H30510-6	-
6.0	10.0	3.0	43.0	Brazed	H30612-2	H30612-6	-

60° Countersink - Shape J, KSJ, SJ



Dimensions - All in mm					Part Numbers		
d1	l1	d2	l2	Type	Cut 2	Cut 6	Cut 3
3.0	2.5	3.0	38.0	Solid	J30303-2	J30303-6	-

Miniature Range



90° Countersink - Shape K, KSK, SK

Dimensions - All in mm					Part Numbers		
d1	l1	d2	l2	Type	Cut 2	Cut 6	Cut 3
3.0	1.5	3.0	38.0	Solid	K30303-2	K30303-6	-



Ball Nosed Cone - Shape L, KEL, SL

Dimensions - All in mm						Part Numbers		
d1	l1	d2	l2	Type	Angle	Cut 2	Cut 6	Cut 3
3.0	10.0	3.0	38.0	Solid	10°	L30310-2	L30310-6	-
3.0	14.0	3.0	38.0	Solid	8°	L30312-2	L30312-6	L30312-3
5.0	12.7	3.0	38.0	Solid	14°	L30512-2	L30512-6	-
6.3	15.8	3.0	48.0	Brazed	22°	L30612-2	L30612-6	L30612-3



Cone - Shape M, SKM, SM

Dimensions - All in mm						Part Numbers		
d1	l1	d2	l2	Type	Angle	Cut 2	Cut 6	Cut 3
3.0	8.0	3.0	38.0	Solid	18°	M30308-2	M30308-6	-
3.0	11.0	3.0	38.0	Solid	14°	M30311-2	M30311-6	M30311-3
3.0	15.0	3.0	38.0	Solid	10°	M30315-2	M30315-6	-
6.3	12.7	3.0	49.0	Brazed	22°	M30612-2	M30612-6	M30612-3



Inverted Cone - Shape N, WKN, SN

Dimensions - All in mm						Part Numbers		
d1	l1	d2	l2	Type	Angle	Cut 2	Cut 6	Cut 3
3.0	4.0	3.0	38.0	Solid	10°	N30304-2	N30304-6	-
6.3	6.4	3.0	39.0	Brazed	12°	N30606-2	N30606-6	-
3.0	4.0	3.0	38.0	Solid	10°	N30304-2E*	N30304-6E*	-
6.3	6.4	3.0	39.0	Brazed	12°	N30606-2E*	N30606-6E*	-

* Inverted cone with endcut



Rim

Dimensions - All in mm					Part Numbers		
d1	l1	d2	l2	Type	Cut 2	Cut 6	Cut 3
10.0	1.6	3.0	34.0	Brazed	A3101.6-2	-	-

Micro Range -

High tolerance geometry for precision applications

Cylinder without Endcut Shape A

Dimensions - All in mm					Part Numbers
d1	l1	d2	l2	Type	
1.0	4.0	3.0	38.0		A30104-2 MICRO
1.5	4.0	3.0	38.0		A31.504-2 MICRO
2.0	4.0	3.0	38.0		A30204-2 MICRO



Ball Nosed Cylinder Shape C

Dimensions - All in mm					Part Numbers
d1	l1	d2	l2	Type	
1.0	4.0	3.0	38.0		C30104-2 MICRO
1.5	4.0	3.0	38.0		C31.504-2 MICRO
2.0	4.0	3.0	38.0		C30204-2 MICRO



Ball Shape D

Dimensions - All in mm					Part Numbers
d1	l1	d2	l2	Type	
1.0	0.9	3.0	38.0	Solid	D30101-2 MICRO
1.5	1.4	3.0	38.0	Solid	D31.51.5-2 MICRO
2.0	1.8	3.0	38.0	Solid	D30202-2 MICRO



Ball Nosed Tree Shape F

Dimensions - All in mm					Part Numbers
d1	l1	d2	l2	Type	
1.5	4.0	3.0	38.0	Solid	F31.504-2 MICRO



Pointed Tree Shape G

Dimensions - All in mm					Part Numbers
d1	l1	d2	l2	Type	
1.5	4.0	3.0	38.0	Solid	G31.504-2 MICRO



Cone Shape M

Dimensions - All in mm						Part Numbers
d1	l1	d2	l2	Type	Angle	
1.5	4.0	3.0	38.0	Solid	16°	M31.504-2 MICRO



Long Shank Range

Cylinder without Endcut - Shape A, ZYA, SA

3mm shank		Dimensions - All in mm					Part Numbers	
d1	l1	d2	l2	Type	Cut 2	Cut 6		
3.0	14.0	3.0	50.0	Solid	A30314-2-50	A30314-6-50		
3.0	14.0	3.0	75.0	Solid	A30314-2-75	A30314-6-75		
3.0	14.0	3.0	100.0	Solid	A30314-2-100	A30314-6-100		

6mm shank		Dimensions - All in mm					Part Numbers	
d1	l1	d2	l2	Type	Cut 2	Cut 6		
6.0	18.0	6.0	100.0	Solid	A60618-2-100	A60618-6-100		
6.0	18.0	6.0	150.0	Solid	A60618-2-150	A60618-6-150		
8.0	19.0	6.0	172.0	Brazed	A60820-2-170	A60820-6-170		
9.6	19.0	6.0	172.0	Brazed	A61020-2-170	A61020-6-170		
12.7	25.0	6.0	178.0	Brazed	A61225-2-175	A61225-6-175*		

Cylinder with Endcut - Shape B, ZYAS, SB

3mm shank		Dimensions - All in mm					Part Numbers	
d1	l1	d2	l2	Type	Cut 2	Cut 6		
3.0	14.0	3.0	50.0	Solid	B30314-2-50	B30314-6-50		
3.0	14.0	3.0	75.0	Solid	B30314-2-75	B30314-6-75		
3.0	14.0	3.0	100.0	Solid	B30314-2-100	B30314-6-100		

6mm shank		Dimensions - All in mm					Part Numbers	
d1	l1	d2	l2	Type	Cut 2	Cut 6		
6.0	18.0	6.0	100.0	Solid	B60618-2-100	B60618-6-100		
6.0	18.0	6.0	150.0	Solid	B60618-2-150	B60618-6-150		
8.0	19.0	6.0	172.0	Brazed	B60820-2-170	B60820-6-170		
9.6	19.0	6.0	172.0	Brazed	B61020-2-170	B61020-6-170		
12.7	25.0	6.0	178.0	Brazed	B61225-2-175	B61225-6-175*		

Ball Nosed Cylinder - Shape C, WRC, SC

3mm shank		Dimensions - All in mm					Part Numbers	
d1	l1	d2	l2	Type	Cut 2	Cut 6		
3.0	14.0	3.0	50.0	Solid	C30312-2-50	C30312-6-50		
3.0	14.0	3.0	75.0	Solid	C30312-2-75	C30312-6-75		
3.0	14.0	3.0	100.0	Solid	C30312-2-100	C30312-6-100		

6mm shank		Dimensions - All in mm					Part Numbers	
d1	l1	d2	l2	Type	Cut 2	Cut 6		
6.0	18.0	6.0	100.0	Solid	C60618-2-100	C60618-6-100		
6.0	18.0	6.0	150.0	Solid	C60618-2-150	C60618-6-150		
8.0	19.0	6.0	172.0	Brazed	C60820-2-170	C60820-6-170		
9.6	19.0	6.0	172.0	Brazed	C61020-2-170	C61020-6-170		
12.7	25.0	6.0	178.0	Brazed	C612225-2-175	C612225-6-175*		

*Also available with 8mm shank



Ball - Shape D, KUD, SD

3mm shank	Dimensions - All in mm					Part Numbers	
	d1	l1	d2	l2	Type	Cut 2	Cut 6
6mm shank	3.0	2.5	3.0	50.0	Solid	D30303-2-50	D30303-6-50
	3.0	2.5	3.0	75.0	Solid	D30303-2-75	D30303-6-75
<hr/>							
6mm shank							
<hr/>							
6mm shank							
<hr/>							
d1	l1	d2	l2	Type	Cut 2	Cut 6	
8.0	6.0	6.0	182.0	Brazed	D60808-2-180	D60808-6-180	
9.6	8.0	6.0	184.0	Brazed	D61010-2-185	D61010-6-185	
12.7	11.0	6.0	184.0	Brazed	D61212-2-162	D61212-6-162*	

Oval - Shape E, TRE, SE

3mm shank	Dimensions - All in mm					Part Numbers	
	d1	l1	d2	l2	Type	Cut 2	Cut 6
6mm shank	3.0	6.0	3.0	50.0	Solid	E30306-2-50	E30306-6-50
	3.0	6.0	3.0	75.0	Solid	E30306-2-75	E30306-6-75
<hr/>							
6mm shank							
<hr/>							
6mm shank							
<hr/>							
d1	l1	d2	l2	Type	Cut 2	Cut 6	
9.6	16.0	6.0	168.0	Brazed	E61015-2-165	E610-6-165	
12.7	22.0	6.0	175.0	Brazed	E61220-2-170	E61220-6-170*	

Ball Nosed Tree - Shape F, RBF, SF

3mm shank	Dimensions - All in mm					Part Numbers	
	d1	l1	d2	l2	Type	Cut 2	Cut 6
6mm shank	3.0	14.0	3.0	50.0	Solid	F30312-2-50	F30312-6-50
	3.0	14.0	3.0	75.0	Solid	F30312-2-75	F30312-6-75
<hr/>							
6mm shank							
<hr/>							
6mm shank							
<hr/>							
d1	l1	d2	l2	Type	Cut 2	Cut 6	
6.0	18.0	6.0	150.0	Solid	F60618-2-150	F60618-6-150	
9.6	19.0	6.0	172.0	Brazed	F61020-2-170	F61020-6-170	
12.7	25.0	6.0	178.0	Brazed	F61225-2-175	F61225-6-175*	

*Also available with 8mm shank

Long Shank Range



Pointed Tree - Shape G, SPG, SG

3mm shank	Dimensions - All in mm					Part Numbers	
	d1	l1	d2	l2	Type	Cut 2	Cut 6
6mm shank	3.0	14.0	3.0	50.0	Solid	G30312-2-50	G30312-6-50
	3.0	14.0	3.0	75.0	Solid	G30312-2-75	G30312-6-75
	d1	l1	d2	l2	Type	Cut 2	Cut 6
	9.6	19.0	6.0	172.0	Brazed	G61020-2-170	G61020-6-170
	12.7	25.0	6.0	178.0	Brazed	G61020-2-175	G61020-6-175*

Flame - Shape H, SH

3mm shank	Dimensions - All in mm					Part Numbers	
	d1	l1	d2	l2	Type	Cut 2	Cut 6
6mm shank	3.0	14.0	3.0	50.0	Solid	H30306-2-50	H30306-6-50
	3.0	14.0	3.0	75.0	Solid	H30306-2-75	H30306-6-75
	d1	l1	d2	l2	Type	Cut 2	Cut 6
	8.0	19.0	6.0	172.0	Brazed	H60820-2-170	H60820-6-170
	12.7	32.0	6.0	178.0	Brazed	H61232-2-182	H61232-6-182*

Ball Nosed Cone - Shape L, KEL, SL

3mm shank	Dimensions - All in mm						Part Numbers	
	d1	l1	d2	l2	Type	Angle	Cut 2	Cut 6
6mm shank	3.0	14.0	3.0	50.0	Solid	8°	L30312-2-50	L30312-6-50
	3.0	14.0	3.0	75.0	Solid	8°	L30312-2-75	L30312-6-75
	d1	l1	d2	l2	Type	Angle	Cut 2	Cut 6
	9.6	30.0	6.0	183.0	Brazed	14°	L61026-2-176	L61026-6-176
	12.7	30.2	6.0	185.0	Brazed	14°	L61228-2-182	L61228-6-182*

*Also available with 8mm shank

Coated Range -

TiAlN coated for extended tool life

Cylinder without Endcut - Shape A, ZYA, SA



3mm shank

Dimensions - All in mm

d1	l1	d2	l2	Type	Cut 6	Cut 3
3.0	14.0	3.0	38.0	Solid	A30314-6 TIALN	-

6mm shank

d1	l1	d2	l2	Type	Cut 6	Cut 3
6.0	18.0	6.0	50.0	Solid	A60618-6 TIALN	-
8.0	19.0	6.0	64.0	Brazed	A60820-6 TIALN	-
9.6	19.0	6.0	64.0	Brazed	A61020-6 TIALN	A61020-3 TIALN
12.7	25.0	6.0	70.0	Brazed	A61225-6 TIALN	A61225-3 TIALN

Cylinder with Endcut - Shape B, ZYAS, SB



3mm shank

Dimensions - All in mm

d1	l1	d2	l2	Type	Cut 6	Cut 3
3.0	14.0	3.0	38.0	Solid	B30314-6TIALN	-

6mm shank

d1	l1	d2	l2	Type	Cut 6	Cut 3
6.0	18.0	6.0	50.0	Solid	B60618-6 TIALN	-
8.0	19.0	6.0	64.0	Brazed	B60820-6 TIALN	-
9.6	19.0	6.0	64.0	Brazed	B61020-6 TIALN	B61020-3 TIALN
12.7	25.0	6.0	70.0	Brazed	B61225-6 TIALN	B61225-3 TIALN

Ball Nosed Cylinder - Shape C, WRC, SC



3mm shank

Dimensions - All in mm

d1	l1	d2	l2	Type	Cut 6	Cut 3
3.0	14.0	3.0	38.0	Solid	C30312-6 TIALN	-

6mm shank

d1	l1	d2	l2	Type	Cut 6	Cut 3
6.0	18.0	6.0	50.0	Solid	C60618-6 TIALN	-
8.0	19.0	6.0	64.0	Brazed	C60820-6 TIALN	-
9.6	19.0	6.0	64.0	Brazed	C61020-6 TIALN	C61020-3 TIALN
12.7	25.0	6.0	70.0	Brazed	C61225-6 TIALN	C61225-3 TIALN

Coated Range

Ball - Shape D, KUD, SD



3mm shank

Dimensions - All in mm					Part Numbers	
d1	l1	d2	l2	Type	Cut 6	Cut 3
3.0	2.5	3.0	38.0	Solid	D30303-6 TIALN	-

6mm shank

d1	l1	d2	l2	Type	Cut 6	Cut 3
6.0	4.7	6.0	50.0	Solid	D60606-6 TIALN	-
8.0	6.0	6.0	52.0	Brazed	D60808-6 TIALN	-
9.6	8.0	6.0	54.0	Brazed	D61010-6 TIALN	D61010-3 TIALN
12.7	11.0	6.0	56.0	Brazed	D61212-6 TIALN	D61212-3 TIALN

Ball Nosed Tree - Shape F, RBF, SF



3mm shank

Dimensions - All in mm					Part Numbers	
d1	l1	d2	l2	Type	Cut 6	Cut 3
3.0	14.0	3.0	38.0	Solid	F30312-6 TIALN	-

6mm shank

d1	l1	d2	l2	Type	Cut 6	Cut 3
6.0	18.0	6.0	50.0	Solid	F60618-6 TIALN	-
9.6	19.0	6.0	65.0	Brazed	F61020-6 TIALN	F61020-3 TIALN
12.7	25.0	6.0	70.0	Brazed	F61225-6 TIALN	F61225-3 TIALN

Pointed Tree - Shape G, SPG, SG



3mm shank

Dimensions - All in mm					Part Numbers	
d1	l1	d2	l2	Type	Cut 6	Cut 3
3.0	14.0	3.0	38.0	Solid	G30312-6 TIALN	-

6mm shank

d1	l1	d2	l2	Type	Cut 6	Cut 3
6.0	18.0	6.0	50.0	Solid	G60618-6 TIALN	-
9.6	19.0	6.0	65.0	Brazed	G61020-6 TIALN	-
12.7	25.0	6.0	70.0	Brazed	G61225-6 TIALN	-

Coated Range

Flame - Shape H, SH

6mm
shank

Dimensions - All in mm

d1	l1	d2	l2	Type	Cut 6	Cut 3
8.0	19.0	6.0	64.0	Brazed	H60820-6 TIALN	-
12.7	32.0	6.0	77.0	Brazed	H61232-6 TIALN	-

Part Numbers

Ball Nosed Cone - Shape L, KEL, SL

3mm
shank

Dimensions - All in mm

d1	l1	d2	l2	Type	Cut 6	Cut 3
3.0	14.0	3.0	38.0	Solid	L30312-6 TIALN	-

Part Numbers

6mm
shank

d1	l1	d2	l2	Type	Cut 6	Cut 3
12.7	32.0	6.0	77.0	Brazed	L61228-6 TIALN	L61228-3 TIALN

Wear Eye
Protection!Wear Hearing
Protection!Observe the recommended
rotational speed, especially when
using burs with long shanks!Wear Protective
Gloves

Powercut Range -

for heavy duty applications (Foundries / Shipyards)

Cylinder without Endcut - Shape A, ZYA, SA

6mm shank	Dimensions - All in mm					Part Numbers
	d1	l1	d2	l2	Type	Cut 5
8mm shank	9.6	19.0	6.0	64.0	Brazed	A61020-5
	12.7	25.0	6.0	70.0	Brazed	A61225-5
	16.0	25.0	6.0	70.0	Brazed	A61525-5
	d1	l1	d2	l2	Type	Cut 5
	12.7	25.0	8.0	70.0	Brazed	A81225-5



Cylinder with Endcut - Shape B, ZYAS, SB

6mm shank	Dimensions - All in mm					Part Numbers
	d1	l1	d2	l2	Type	Cut 5
8mm shank	9.6	19.0	6.0	64.0	Brazed	B61020-5
	12.7	25.0	6.0	70.0	Brazed	B61225-5
	16.0	25.0	6.0	70.0	Brazed	B61525-5
	d1	l1	d2	l2	Type	Cut 5
	12.7	25.0	8.0	70.0	Brazed	B81225-5



Ball Nosed Cylinder - Shape C, WRC, SC

6mm shank	Dimensions - All in mm					Part Numbers
	d1	l1	d2	l2	Type	Cut 5
8mm shank	8.0	19.0	6.0	64.0	Brazed	C60820-5
	9.6	19.0	6.0	64.0	Brazed	C61020-5
	12.7	25.0	6.0	70.0	Brazed	C61225-5
	16.0	25.0	6.0	70.0	Brazed	C61525-5
	d1	l1	d2	l2	Type	Cut 5
	12.7	25.0	8.0	70.0	Brazed	C81225-5



Powercut Range

Ball - Shape D, KUD, SD

6mm shank

Dimensions - All in mm					Part Numbers
d1	l1	d2	l2	Type	Cut 5
9.6	8.0	6.0	54.0	Brazed	D61010-5
12.7	11.0	6.0	56.0	Brazed	D61212-5



Oval - Shape E, TRE, SE

6mm shank

Dimensions - All in mm					Part Numbers
d1	l1	d2	l2	Type	Cut 5
9.6	16.0	6.0	60.0	Brazed	E61015-5
12.7	22.0	6.0	67.0	Brazed	E61220-5



Ball Nosed Tree - Shape F, RBF, SF

6mm shank

Dimensions - All in mm					Part Numbers
d1	l1	d2	l2	Type	Cut 5
9.6	19.0	6.0	64.0	Brazed	F61020-5
12.7	25.0	6.0	70.0	Brazed	F61225-5
16.0	25.0	6.0	70.0	Brazed	F61525-5

8mm shank

Dimensions - All in mm					Part Numbers
d1	l1	d2	l2	Type	Cut 5
12.7	25.0	8.0	70.0	Brazed	F81225-5
16.0	25.0	8.0	70.0	Brazed	F81525-5



Powercut Range

Pointed Tree - Shape G, SPG, SG

6mm shank	Dimensions - All in mm					Part Numbers
	d1	l1	d2	l2	Type	Cut 5
8mm shank	9.6	19.0	6.0	64.0	Brazed	G61020-5
	12.7	25.0	6.0	70.0	Brazed	G61225-5
	d1	l1	d2	l2	Type	Cut 5
	12.7	25.0	8.0	70.0	Brazed	G81225-5



Flame - Shape H, SH

6mm shank	Dimensions - All in mm					Part Numbers
	d1	l1	d2	l2	Type	Cut 5
	12.7	32.0	6.0	77.0	Brazed	H61232-5



Ball Nosed Cone - Shape L, KEL, SL

6mm shank	Dimensions - All in mm						Part Numbers
	d1	l1	d2	l2	Type	Angle	Cut 5
8mm shank	8.0	25.0	6.0	70.0	Brazed	14°	L60822-5
	9.6	30.0	6.0	76.0	Brazed	14°	L61026-5
	12.7	32.0	6.0	77.0	Brazed	14°	L61228-5
	16.0	33.0	6.0	78.0	Brazed	14°	L61533-5
	d1	l1	d2	l2	Type	Angle	Cut 5
	12.7	32.0	8.0	77.0	Brazed	14°	L81228-5




Cone - Shape M, SKM, SM

6mm shank	Dimensions - All in mm						Part Numbers
	d1	l1	d2	l2	Type	Angle	Cut 5
	12.7	22.0	6.0	71.0	Brazed	28°	M61222-5



procut




MATERIAL
SPECIFIC



Notes

Lined area for notes, consisting of multiple horizontal lines.

procut



Alloy Specific Range

Suitable for Ni-Alloys & Ti-Alloys



procut ALLOY SPECIFIC RANGE

Introducing the new Alloy Specific Bur range from Procut

Designed specifically to meet the most demanding metal finishing needs of high tech industries.

The geometry has been specifically designed for use on Ni-Alloys & Ti-Alloys.

Our new alloy specific bur geometry offers:

- Advanced cutting geometry , allowing for -
 - Increased stock removal
 - Improved surface finish
 - Increased tool life
 - Controlled cutting action
- High performance grinding - ensuring production savings and reduced downtime
- CNC Machined - high consistent quality
- Combined with the ATA Pencil Grinders, the AS range allows for:
 - A smoother grinding operation
 - Increased productivity



D1	Cutting Diameter
L2	Length of Cut
D2	Shank Diameter
L1	Overall Length



To find out more scan here



Wear Eye Protection!



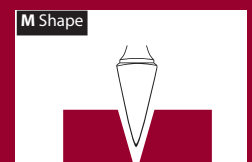

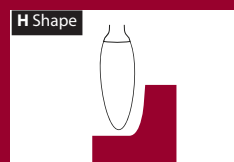
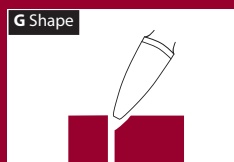

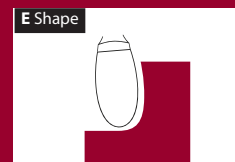

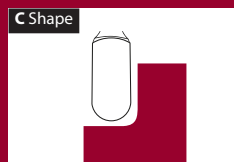
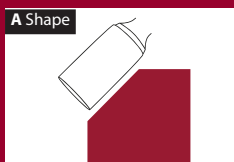
Wear Hearing Protection!



Observe the recommended rotational speed, especially when using burs with long shanks!



Wear Protective Gloves



SHAPE A, ZYA, SA



Cylinder without Endcut

Cutting Diameter D1	Length of Cut L2	Shank Diameter D2	Overall Length L1	Part No.
3.0	12.0	3.0	38	A30312-6AS

SHAPE C, WRC, SC



Ball Nosed Cylinder

Cutting Diameter D1	Length of Cut L2	Shank Diameter D2	Overall Length L1	Part No.
3.0	14.0	3.0	38	C30312-6AS

SHAPE D, KUD, SD



Ball Shape

Cutting Diameter D1	Length of Cut L2	Shank Diameter D2	Overall Length L1	Part No.
3.0	2.5	3.0	38	D30303-6AS

SHAPE E, TRE, SE



Oval Shape

Cutting Diameter D1	Length of Cut L2	Shank Diameter D2	Overall Length L1	Part No.
3.0	6.0	3.0	38	E30306-6AS



Wear Eye Protection!



Wear Hearing Protection!



Observe the recommended rotational speed, especially when using burs with long shanks!



Wear Protective Gloves

SHAPE F, RBF, SF



Ball Nosed Tree

Cutting Diameter D1	Length of Cut L2	Shank Diameter D2	Overall Length L1	Part No.
3.0	14.0	3.0	38	F30312-6AS

SHAPE G, SPG, SG



Pointed Tree

Cutting Diameter D1	Length of Cut L2	Shank Diameter D2	Overall Length L1	Part No.
3.0	8.0	3.0	38	G30308-6AS
3.0	14.0	3.0	38	G30314-6AS

SHAPE H, SH



Flame

Cutting Diameter D1	Length of Cut L2	Shank Diameter D2	Overall Length L1	Part No.
3.0	6.0	3.0	38	H30306-6AS

SHAPE L, KEL, SL



Ball Nosed Cone

Cutting Diameter D1	Length of Cut L2	Shank Diameter D2	Overall Length L1	Part No.
3.0	14.0	3.0	38	L30314-6AS

SHAPE M, SKM, SM



Cone

Cutting Diameter D1	Length of Cut L2	Shank Diameter D2	Overall Length L1	Part No.
3.0	15.0	3.0	38	M30315-6AS



Wear Eye Protection!



Wear Hearing Protection!



Observe the recommended rotational speed, especially when using burs with long shanks!



Wear Protective Gloves

AS RANGE SET

Features & Benefits

FEATURES

Compact

Versatile assortment

BENEFITS

Easy to carry

Ideal for demonstrations, samplings or special promotions



Line	Description Type	Contents	Alloy Specific Part No.
Sets	10 pcs Alloy Specific Cut	A30312-6AS; C30312-6AS; D30303-6AS; E30306-6AS; F30312-6AS; G30308-6AS; G30314-6AS; H30306-6AS; L30314-6AS; M30315-6AS	>PROCUT-IS-10X3MM-6AS

AS RANGE SPEED GUIDE

Bur Head Diameter	Maximum Operating Speed	Speed Range	Suggested Air Tools
3mm (1/8")	100,000	45,000 - 100,000	SP & SPT* Ranges

Recommended speeds are based on standard overall length of 38mm (1-1/2") maximum overhang of 10mm (3/8")

*SPT Range is oil-free



To find out more scan here


procut



Inox Range

www.atagroup.co



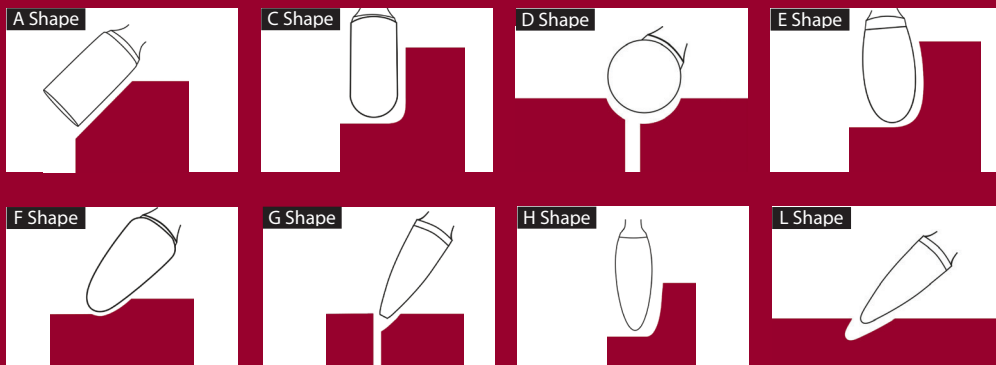



procut INOX RANGE

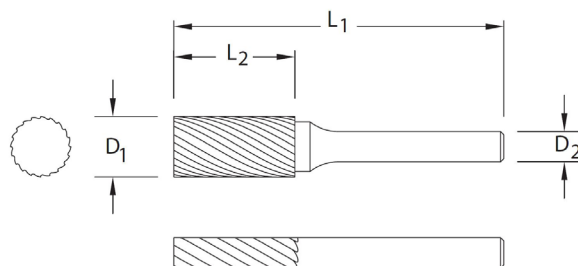
Procut Inox Range has a specially designed geometry to suit growing market demands for stainless steel applications. This is a cost effective alternative to standard solutions due to the greater rate of stainless steel stock removal and on Ferritic, Austenitic & Martensitic based materials.

Features & Benefits

- Developed cutting geometry - generating high stock removal on Inox components
- High performance grinding - ensuring production savings and reduced downtime
- Specifically developed Inox cutting geometry - reducing heat build up at the cutting edge and workpiece
- Manufactured from high quality sintered tungsten carbide - guaranteed high performance and durability
- CNC Machined - High consistent quality
- Combination of ATA air tool with Inox cut geometry - gives a guaranteed smoother grinding operation
- Manufactured to strict quality control standards - Incorporates 100% inspection of brazed joints



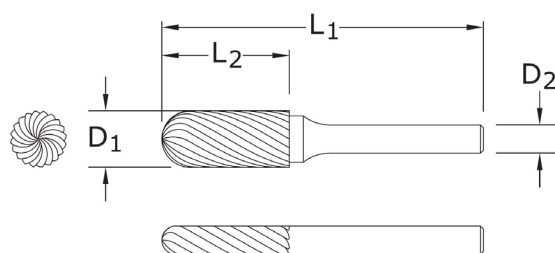
INOX RANGE A



Inox A - Cylinder without Endcut

Product Code	Cutting Diameter D1	Length of Cut L2	Shank Diameter D2	Overall Length L1
A30314-3INOX	3.0	14.0	3.0	38.0
A30612-3INOX	6.3	12.7	3.0	45.0
A60618-3INOX	6.0	18.0	6.0	50.0
A60820-3INOX	8.0	19.0	6.0	64.0
A61020-3INOX	9.6	19.0	6.0	64.0
A61225-3INOX	12.7	25.0	6.0	70.0

INOX RANGE C



Inox C - Ball Nosed Cylinder

Product Code	Cutting Diameter D1	Length of Cut L2	Shank Diameter D2	Overall Length L1
C30312-3INOX	3.0	14.0	3.0	38.0
C30612-3INOX	6.3	12.7	3.0	45.0
C60618-3INOX	6.0	18.0	6.0	50.0
C60820-3INOX	8.0	19.0	6.0	64.0
C61020-3INOX	9.6	19.0	6.0	64.0
C61225-3INOX	12.7	25.0	6.0	70.0



Wear Eye Protection!



Wear Hearing Protection!

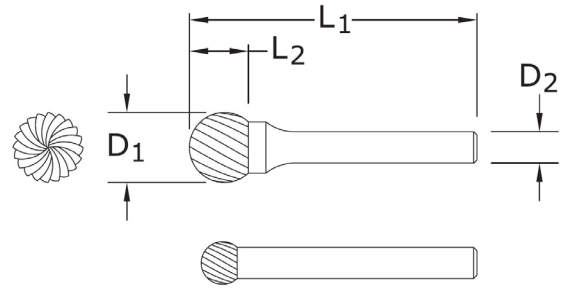


Observe the recommended rotational speed, especially when using burs with long shanks!



Wear Protective Gloves

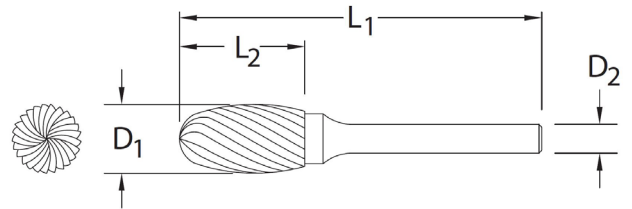
INOX RANGE D



Inox D - Ball Shape

Product Code	Cutting Diameter D1	Length of Cut L2	Shank Diameter D2	Overall Length L1
D30303-3INOX	3.0	2.5	3.0	38.0
D30606-3INOX	6.3	5.0	3.0	38.0
D60606-3INOX	6.0	4.7	6.0	50.0
D60808-3INOX	8.0	6.0	6.0	52.0
D61010-3INOX	9.6	8.0	6.0	54.0
D61212-3INOX	12.7	11.0	6.0	56.0

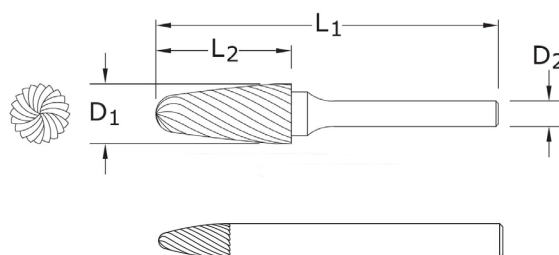
INOX RANGE E



Inox E - Oval Shape

Product Code	Cutting Diameter D1	Length of Cut L2	Shank Diameter D2	Overall Length L1
E60815-3INOX	8.0	15.0	6.0	60.0
E61015-3INOX	9.6	16.0	6.0	60.0
E61220-3INOX	12.7	22.0	6.0	67.0

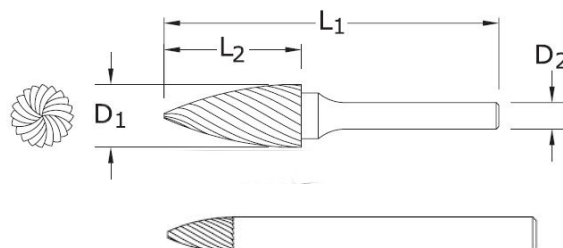
INOX RANGE F



Inox F - Ball Nosed Tree Shape

Product Code	Cutting Diameter D1	Length of Cut L2	Shank Diameter D2	Overall Length L1
F30312-3INOX	3.0	14.0	3.0	38.0
F30612-3INOX	6.3	12.7	3.0	45.0
F60618-3INOX	6.0	18.0	6.0	50.0
F60820-3INOX	8.0	20.0	6.0	65.0
F61020-3INOX	9.6	19.0	6.0	64.0
F61225-3INOX	12.7	25.0	6.0	70.0

INOX RANGE G



Inox G - Pointed Tree Shape

Product Code	Cutting Diameter D1	Length of Cut L2	Shank Diameter D2	Overall Length L1
G60618-3INOX	6.0	18.0	6.0	50.0
G60820-3INOX	8.0	19.0	6.0	64.0
G61020-3INOX	9.6	19.0	6.0	64.0
G61225-3INOX	12.7	25.0	6.0	70.0



Wear Eye Protection!



Wear Hearing Protection!

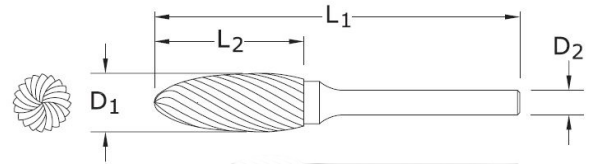


Observe the recommended rotational speed, especially when using burs with long shanks!



Wear Protective Gloves

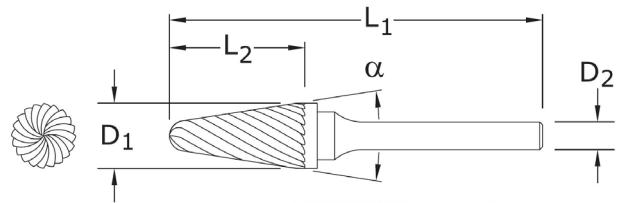
INOX RANGE H



Inox H - Flame Shape

Product Code	Cutting Diameter D1	Length of Cut L2	Shank Diameter D2	Overall Length L1
H60820-3INOX	8.0	19.0	6.0	64.0
H61020-3INOX	9.6	19.0	6.0	65.0
H61232-3INOX	12.7	32.0	6.0	77.0

INOX RANGE L



Inox L - Ball Nosed Cone Shape

Product Code	Cutting Diameter D1	Length of Cut L2	Shank Diameter D2	Overall Length L1	Included Angle α
L60822-3INOX	8.0	25.4	6.0	70.0	14°
L61020-3INOX	10.0	20.0	6.0	65.0	14°
L61228-3INOX	12.7	32.0	6.0	77.0	14°

INOX RANGE SETS

Features & Benefits - Bur Set

FEATURES

Compact
Versatile assortment

BENEFITS

Easy to carry
Ideal for demonstrations, samplings or special promotions



Line	Description Type	Type	Contents	Cut - Inox Part No.
Sets	BUR5 INOX	5pcs INOX CUT	A61225-3INOX; C61225-3INOX; F61225-3INOX; G61225-3INOX; L61228-3INOX	>SET11PC-HB-5X6MM-IX
Sets	BUR5 INOX	5pcs INOX CUT	A61020-3INOX; C61020-3INOX; D61010-3INOX; F61020-3INOX; L61020-3INOX	>PRO CUT-IG-5X6MM-3IN

INOX RANGE SPEED GUIDE

MATERIAL GROUPS	N/mm2	B.S	EN	DIN
Free Machining	<850	303 S21, 416 S37	EN56 EN60	X100CrNiS189; X12CrMoS17
Austenitic	<850	304 S15, 321 S17, 316S, 320 S12	EN80, EN58+C EN58J, 316	X5CrNi189; X10CrNiMoTi1810
Ferritic; Austenitic & Martensitic	<1000	317 S16, 316 S16	EB58 b,e,j,t Duplex alloys	XbCrNiMo275; X4CrNiMoN6257

INOX	Bur Head Ø	Maximum Operating Speed	Speed Range	Suggested Air Tools
	3mm	100,000	60,000 - 80,000	SP75R / ST100
	6mm	65,000	30,000 - 45,000	SD45LR / S50
	10mm	55,000	19,000 - 30,000	SD30LR / SD37LR
	12mm	35,000	15,000 - 22,000	SMD25LR-CA / SM25LR-CA

Recommended Speeds are based on standard shank length of 45mm; max overhang of 10mm

Front & Rear Exhaust options available for certain models. Refer to ATA Air tool catalogue.



Wear Eye Protection!



Wear Hearing Protection!



Observe the recommended rotational speed, especially when using burs with long shanks!



Wear Protective Gloves


procut



Steel Range

www.atagroup.co





procut STEEL RANGE

Procut Steel Range has a specially designed geometry to suit growing market demands for steel and cast steel applications. This is a cost effective alternative to standard solutions due to a greater rate of stock removal.

Features & Benefits

- Specifically developed geometry - Increasing machining output on Steel components compared to cuts 2; 5 & 6
- Aggressive cutting form - producing large chips with increased stock removal
- Specifically engineered steel cutting geometry - generating lower heat at cutting edge
- CNC Machined - high consistent quality
- Combination of ATA air tool with Steel cut geometry - gives a guaranteed smoother grinding operation
- Manufactured to strict quality control standards - Incorporates 100% inspection of brazed joints



Wear Eye Protection!



Wear Hearing Protection!



Observe the recommended rotational speed, especially when using burs with long shanks!



Wear Protective Gloves


A Shape



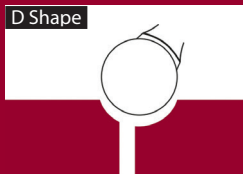
B Shape



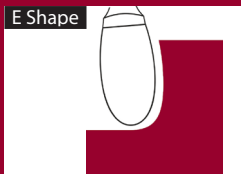
C Shape



D Shape



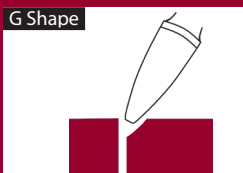
E Shape



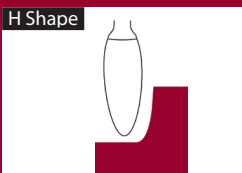
F Shape




G Shape



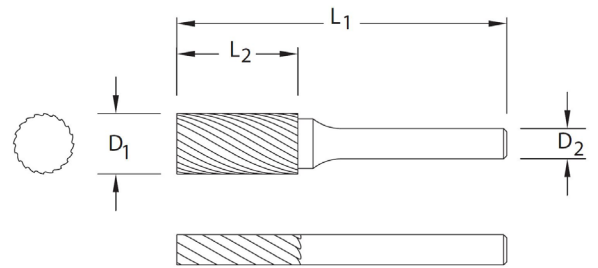
H Shape



L Shape



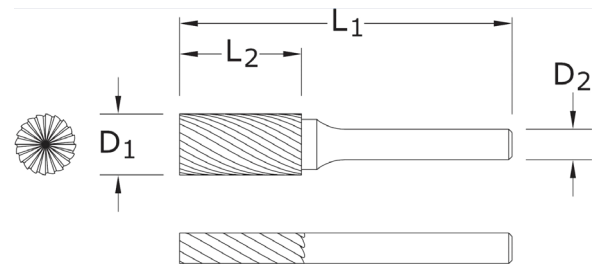
STEEL RANGE A



Steel A - Cylinder without Endcut

Product Code	Cutting Diameter D1	Length of Cut L2	Shank Diameter D2	Overall Length L1
A60618-6STEEL	6.0	18.0	6.0	50.0
A60820-6STEEL	8.0	19.0	6.0	64.0
A61020-6STEEL	9.6	19.0	6.0	64.0
A61225-6STEEL	12.7	25.0	6.0	70.0

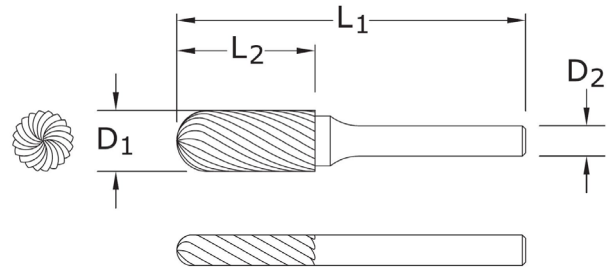
STEEL RANGE B



Steel B - Cylinder with Endcut

Product Code	Cutting Diameter D1	Length of Cut L2	Shank Diameter D2	Overall Length L1
B60618-6STEEL	6.0	18.0	6.0	50.0
B60820-6STEEL	8.0	19.0	6.0	64.0
B61020-6STEEL	9.6	19.0	6.0	64.0
B61225-6STEEL	12.7	25.0	6.0	70.0

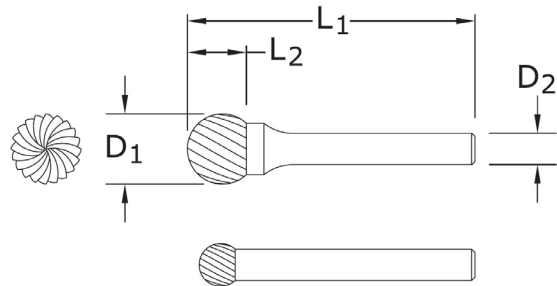
STEEL RANGE C



Steel C - Ball Nosed Cylinder

Product Code	Cutting Diameter D_1	Length of Cut L_2	Shank Diameter D_2	Overall Length L_1
C60618-6STEEL	6.0	18.0	6.0	50.0
C60820-6STEEL	8.0	19.0	6.0	64.0
C61020-6STEEL	9.6	19.0	6.0	64.0
C61225-6STEEL	12.7	25.0	6.0	70.0

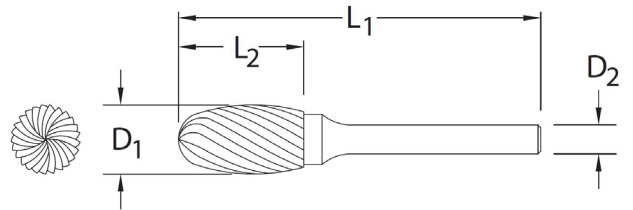
STEEL RANGE D



Steel D - Ball Shape

Product Code	Cutting Diameter D_1	Length of Cut L_2	Shank Diameter D_2	Overall Length L_1
D60606-6STEEL	6.0	4.7	6.0	50.0
D60808-6STEEL	8.0	6.0	6.0	52.0
D61010-6STEEL	9.6	8.0	6.0	54.0
D61212-6STEEL	12.7	11.0	6.0	56.0

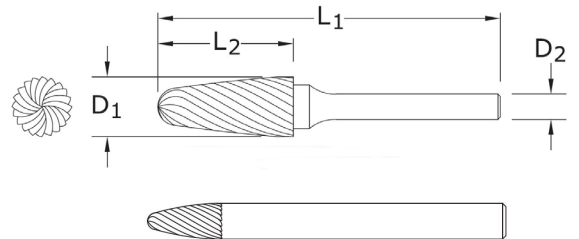
STEEL RANGE E



Steel E - Oval Shape

Product Code	Cutting Diameter D1	Length of Cut L2	Shank Diameter D2	Overall Length L1
E61220-6STEEL	12.7	22.0	6.0	67.0

STEEL RANGE F



Steel F - Ball Nosed Tree Shape

Product Code	Cutting Diameter D1	Length of Cut L2	Shank Diameter D2	Overall Length L1
F60618-6STEEL	6.0	18.0	6.0	50.0
F60820-6STEEL	8.0	20.0	6.0	65.0
F61020-6STEEL	9.6	19.0	6.0	64.0
F61225-6STEEL	12.7	25.0	6.0	70.0



Wear Eye Protection!



Wear Hearing Protection!

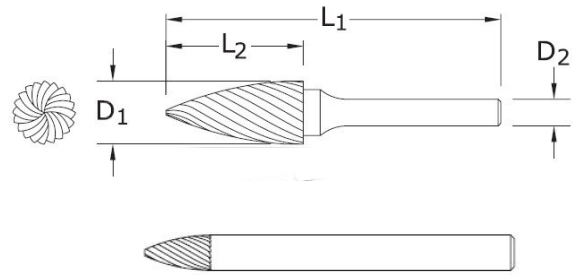


Observe the recommended rotational speed, especially when using burs with long shanks!



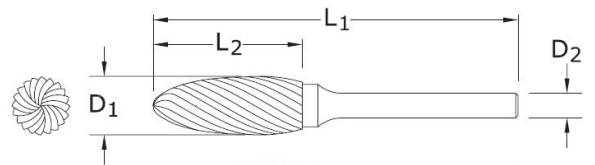
Wear Protective Gloves

STEEL RANGE G



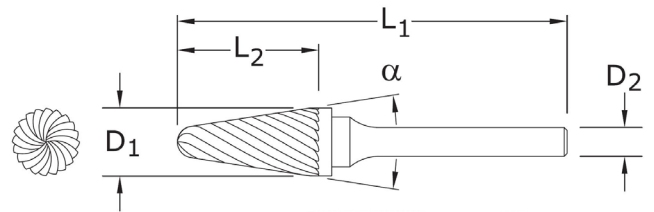
Steel G - Pointed Tree Shape				
Product Code	Cutting Diameter D1	Length of Cut L2	Shank Diameter D2	Overall Length L1
G60618-6STEEL	6.0	18.0	6.0	50.0
G60820-6STEEL	8.0	19.0	6.0	64.0
G61020-6STEEL	9.6	19.0	6.0	64.0
G61225-6STEEL	12.7	25.0	6.0	70.0

STEEL RANGE H



Steel H - Flame Shape				
Product Code	Cutting Diameter D1	Length of Cut L2	Shank Diameter D2	Overall Length L1
H60820-6STEEL	8.0	19.0	6.0	64.0
H61232-6STEEL	12.7	32.0	6.0	77.0

STEEL RANGE L



STEEL L - Ball Nosed Cone Shape

Product Code	Cutting Diameter D1	Length of Cut L2	Shank Diameter D2	Overall Length L1	Included Angle a
L61020-6STEEL	10.0	20.0	6.0	65.0	14°
L61026-6STEEL	9.6	30.0	6.0	76.0	14°
L61228-6STEEL	12.7	32.0	6.0	77.0	14°

STEEL RANGE SETS

Features & Benefits - Bur Set

FEATURES

Compact
Versatile assortment

BENEFITS

Easy to carry
Ideal for demonstrations, samplings or special promotions



Line	Description Type	Type	Contents	Cut - Steel Part No.
Sets	BUR5 STEEL	5pcs STEEL CUT	B61225-6STEEL; C61225-6STEEL; F61225-6STEEL; G61225-6STEEL; L61228-6STEEL	>SET12PC-HC -5X6MM-ST
Sets	BUR5 STEEL	5pcs STEEL CUT	B61020-6STEEL; C61020-6STEEL; D61010-6STEEL; F61020-6STEEL; L61026-6STEEL	>PROCUT-IF-5X6MM-6ST

STEEL RANGE SPEED GUIDE

STEEL CONDITION	N/mm2	Material Types
Non Hardened or treated Steel	<1200	Construction steels; Structural steels; Carbon steels, Tool steels
Hardened or treated Steel	>1200	Alloy steel; Hardened and Tempered steel

STEEL	Bur Head Ø	Maximum Operating Speed	Speed Range	Suggested Air Tools
	3mm	100,000	60,000 - 80,000	SP75R / ST100
	6mm	65,000	45,000 - 60,000	SD45LR / S50
	10mm	55,000	30,000 - 40,000	SD30LR / SD37LR
	12mm	35,000	22,000 - 30,000	SMD25LR-CA / SM25LR-CA

Recommended Speeds are based on standard shank length of 45mm; max overhang of 10mm

Front & Rear Exhaust options available for certain models. Refer to ATA Air tool catalogue.


procut



Base Metal Range

www.atagroup.co



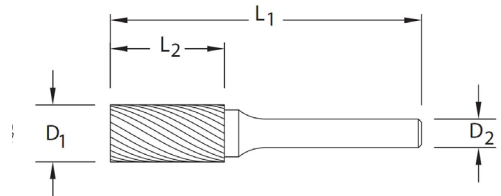


procut BM RANGE

Introducing the new Base Metal Bur range from ATA.

Designed specifically for general deburring applications on metals less than 250 HB*.

The geometry has been specifically designed for use on Low Carbon Steels, Copper and Brass materials.



Features & Benefits:

Advanced cutting geometry

- Allowing rapid stock removal
- Increasing production output
- Resulting in a smoother operation
- Breaking down the material removed efficiently

CNC Machined

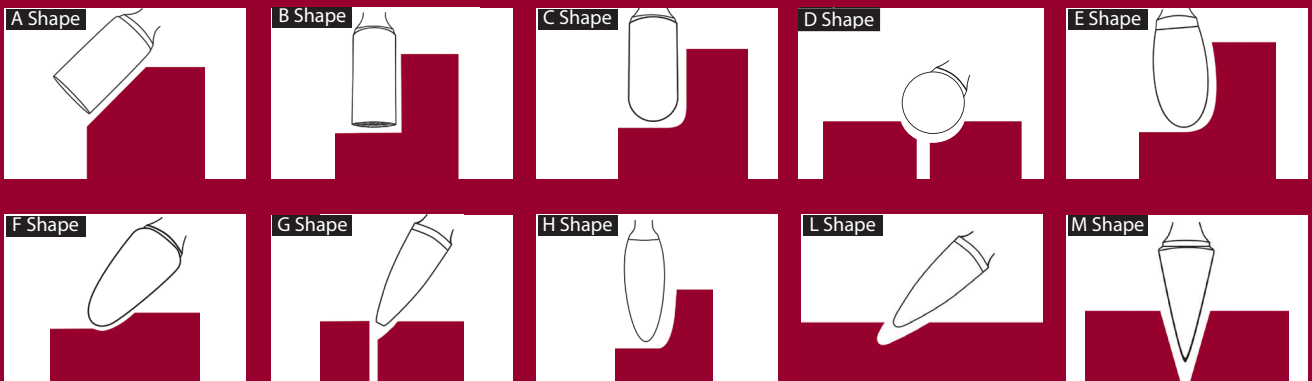
- High consistent quality

Combination of an ATA air tool with a Base Metal geometry –

- Delivering a guaranteed smoother grinding operation
- Maximises productivity

*Hardness Brinell

D1	Cutting Diameter
L2	Length of Cut
D2	Shank Diameter
L1	Overall Length



SHAPE A, ZYA, SA



Cylinder without Endcut - Shape A, ZYA, SA

Tool	Cutting Diameter D1	Length of Cut L2	Shank Diameter D2	Overall Length L1	Part No.
SA-2M	8.0	19.0	6.0	64	A60820-6BM
SA-3M	9.6	19.0	6.0	64	A61020-6BM
SA-5M	12.7	25.0	6.0	70	A61225-6BM

SHAPE B, ZYAS, SB



Cylinder with Endcut - Shape B, ZYAS, SB

Tool	Cutting Diameter D1	Length of Cut L2	Shank Diameter D2	Overall Length L1	Part No.
SB-2M	8.0	19.0	6.0	64	B60820-6BM
SB-3M	9.6	19.0	6.0	64	B61020-6BM
SB-5M	12.7	25.0	6.0	70	B61225-6BM

SHAPE C, WRC, SC



Ball Nosed Cylinder - Shape C, WRC, SC

Tool	Cutting Diameter D1	Length of Cut L2	Shank Diameter D2	Overall Length L1	Part No.
SC-2M	8.0	19.0	6.0	64	C60820-6BM
SC-3M	9.6	19.0	6.0	64	C61020-6BM
	12.7	19.0	6.0	64	C61220-6BM
SC-5M	12.7	25.0	6.0	70	C61225-6BM



Wear Eye Protection!



Wear Hearing Protection!



Observe the recommended rotational speed, especially when using burs with long shanks!



Wear Protective Gloves



Wear Protective Mask

SHAPE D, KUD, SD



Ball - Shape D, KUD, SD

Tool	Cutting Diameter D1	Length of Cut L2	Shank Diameter D2	Overall Length L1	Part No.
SD-2M	8.0	6.0	6.0	52	D60808-6BM
SD-3M	9.6	8.0	6.0	54	D61010-6BM
SD-5M	12.7	11.0	6.0	56	D61212-6BM

SHAPE E, TRE, SE



Oval - Shape E, TRE, SE

Tool	Cutting Diameter D1	Length of Cut L2	Shank Diameter D2	Overall Length L1	Part No.
SE-2M	8.0	15.0	6.0	60	E60815-6BM
SE-3M	9.6	16.0	6.0	60	E61015-6BM
SE-5M	12.7	22.0	6.0	67	E61220-6BM

SHAPE F, RBF, SF



Ball Nosed Tree - Shape F, RBF, SF

Tool	Cutting Diameter D1	Length of Cut L2	Shank Diameter D2	Overall Length L1	Part No.
SF-2M	8.0	20.0	6.0	65	F60820-6BM
SF-3M	9.6	19.0	6.0	64	F61020-6BM
SF-5M	12.7	25.0	6.0	70	F61225-6BM

SHAPE G, SPG, SG



Pointed Tree- Shape G, SPG, SG

Tool	Cutting Diameter D1	Length of Cut L2	Shank Diameter D2	Overall Length L1	Part No.
SG-2M	8.0	19.0	6.0	64	G60820-6BM
SG-3M	9.6	19.0	6.0	64	G61020-6BM
SG-5M	12.7	25.0	6.0	70	G61225-6BM

SHAPE H, SH



Flame - Shape H, SH

Tool	Cutting Diameter D1	Length of Cut L2	Shank Diameter D2	Overall Length L1	Part No.
SH-5M	12.7	32.0	6.0	77	H61232-6BM

SHAPE L, KEL, SL



Ball Nosed Cone- Shape L, KEL, SL

Tool	Cutting Diameter D1	Length of Cut L2	Shank Diameter D2	Overall Length L1	Part No.
SL-2M	8.0	25.4	6.0	70	L60822-6BM
	10.0	20.0	6.0	65	L61020-6BM
SL-3M	9.6	30.0	6.0	76	L61026-6BM
SL-4M	12.7	32.0	6.0	77	L61228-6BM



Wear Eye Protection!



Wear Hearing Protection!



Observe the recommended rotational speed, especially when using burs with long shanks!



Wear Protective Gloves



Wear Protective Mask

SHAPE M,SKM,SM



Cone- Shape M, SKM, SM

Tool	Cutting Diameter D1	Length of Cut L2	Shank Diameter D2	Overall Length L1	Part No.
SM-4M	9.6	16.0	6.0	64	M61020-6BM
SM-5M	12.7	22.0	6.0	71	M61222-6BM


BM RANGE SPEED GUIDE

	Material Groups	HB*	B.S	EN	DIN
Steel	Magnetic Soft	<120	230M07, 050A12	EN1, EN2 Leadloy	RFe60
	Structural case carburising	<200	060A35, 080M40, 4360-50B	EN3A, 4,6,7,8 32	st37-2, 16MnCr5, St50-2
Cast Iron	Lamellar graphite	<150	grade 150, grade 400	Grey cast iron soft	GG10, GG40
	Nodular graphite, malleable	<200	420/12, P440/7, 700/2, 30g/72	S.G. iron Mehanite	GGG40, GGG70, GTS45-
Brass, Copper, Bronze	Unalloyed	<100	C101	Commercially Pure	E-Cu57, SE-Cu
	β - Brass, Bronze	<200	CZ120, CZ109, PB104	2.1030, 2.1080	CuZn39Pb2, CuZn40,
	Y - Brass	<200	CZ108, CZ106		CuZn37, CuZn28

Head Diameter	6mm	8mm	10mm	12mm	Suggested Air Tool Ranges
Max. RPM	65,000	60,000	55,000	35,000	
Steel	35,000 - 45,000	30,000 - 40,000	22,500 - 35,000	20,500 - 30,000	S, SD, SM & SMD Die Grinder Ranges*
Cast Iron	22,500 - 45,000	20,000 - 40,000	15,000 - 35,000	11,000 - 30,000	
Brass, Copper, Bronze	22,500 - 45,000	20,000 - 40,000	15,000 - 35,000	11,000 - 30,000	

*Hardness Brinell


procut



Fiberglass Routers

www.atagroup.co





procut FIBERGLASS ROUTER RANGE

Features

- Special cut style

Benefits

- Best for roughing and contouring composite
- Can be used with hand-held tools or CNC machines
- Can be used on various materials, from large fiberglass panels to small parts made of composite



No End Cut

Product Code	Cutting Diameter	Length of Cut	Shank Diameter	Overall Length
P30313-8	3.0	12.0	3.0	38.0
P40416-8	4.0	16.0	4.0	50.0
P60619-8	6.0	19.0	6.0	63.0
P80825-8	8.0	25.0	8.0	75.0
P101025-8	10.0	25.0	10.0	75.0
P121230-8	12.0	25.0	12.0	75.0



Bur Style

Product Code	Cutting Diameter	Length of Cut	Shank Diameter	Overall Length
P30313-8E	3.0	12.0	3.0	38.0
P40416-8E	4.0	16.0	4.0	50.0
P60619-8E	6.0	19.0	6.0	63.0
P80825-8E	8.0	25.0	8.0	75.0
P101025-8E	10.0	25.0	10.0	75.0
P121230-8E	12.0	25.0	12.0	75.0

Visit our Routers webpage



Recommendations

- The routers are recommended for use on phenolics, fiberglass and hard non-metallic materials
- For best results, FGRs should be rigidly mounted in accurate collet chucks

Applications

- Trimming
- Routing
- Pocketing



Endmill

Product Code	Cutting Diameter	Length of Cut	Shank Diameter	Overall Length
P30313-8ME	3.0	12.0	3.0	38.0
P40416-8ME	4.0	16.0	4.0	50.0
P60619-8ME	6.0	19.0	6.0	63.0
P80825-8ME	8.0	25.0	8.0	75.0
P101025-8ME	10.0	25.0	10.0	75.0
P121230-8ME	12.0	25.0	12.0	75.0



Drillpoint

Product Code	Cutting Diameter	Length of Cut	Shank Diameter	Overall Length
P30313-8DP	3.0	12.0	3.0	38.0
P40416-8DP	4.0	16.0	4.0	50.0
P60619-8DP	6.0	19.0	6.0	63.0
P80825-8DP	8.0	25.0	8.0	75.0
P101025-8DP	10.0	25.0	10.0	75.0
P121230-8DP	12.0	25.0	12.0	75.0



Wear Eye Protection!



Wear Hearing Protection!



Observe the recommended rotational speed, especially when using burs with long shanks!



Wear Protective Gloves



Wear Protective Mask

procut



Bur Sets

www.atagroup.co



procut BUR SETS

ATA has selected an assortment of the most popular burs for use in general application. These sets are presented in robust packaging that is:

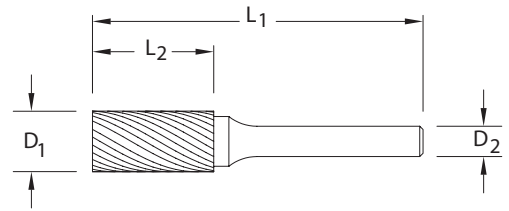
- Easy to carry
- Compact
- Recyclable

Ideal for:

- Demonstrations
- Sampling
- Special promotions

The following sets are all universal double cut sets:

- Suitable for general application
- Offers good control
- Reduced chip size
- Industries - applicable to all industries



D1	Cutting Diameter
L2	Length of Cut
D2	Shank Diameter
L1	Overall Length

- >PROCUT-BK-5X6MM-6
- >PROCUT-BL-5X6MM-6
- >PROCUT-AL-10X6MM-6
- >PROCUT-AT-40X6MM-6
- >PROCUT-HQ-10X3MM-6
- >PROCUT-IE-5X6MM-6

Double Cut - 5 Piece >PROCUT-BK-5X6MM-6

CONTENTS

- 5 piece selection of standard shaped burs
- 9.6mm and 12.7mm cut diameters
- 6mm shanks



Description	Cut Ø	L.O.C	Shk Ø	O.A.L	Incl. angle	Procut No.
Cylinder with endcut	9.6	19.0	6.0	64.0		B61020-6
Ball nosed cylinder	12.7	25.0	6.0	70.0		C61225-6
Ball nosed tree	12.7	25.0	6.0	70.0		F61225-6
Pointed tree	9.6	19.0	6.0	64.0		G61020-6
Ball nosed cone	12.7	32.0	6.0	77.0	14°	L61228-6

Double Cut - 5 Piece (9.6mm) >PROCUT-IE-5X6MM-6

CONTENTS

- 5 piece selection of established burs
- 9.6mm cut diameters
- 6mm shanks



Description	Cut Ø	L.O.C	Shk Ø	O.A.L	Incl. angle	>PROCUT-IE-5X6MM-6
Cylinder with endcut	9.6	19.0	6.0	64.0		B61020-6
Ball nosed cylinder	9.6	19.0	6.0	64.0		C61020-6
Ball	9.6	8.0	6.0	54.0		D61010-6
Ball nosed tree	9.6	19.0	6.0	64.0		F61020-6
Ball nosed cone	9.6	30.0	6.0	76.0	14°	L61026-6



Double Cut - 5 Piece Set - >PROCUT-BL-5X6MM-66

CONTENTS

- 5 piece selection of coated burs
- 9.6mm & 12.7mm cut diameters
- 6mm shanks

Description	Cut Ø	L.O.C	Shk Ø	O.A.L	Incl. angle	Procut No.
Cylinder with endcut	9.6	19.0	6.0	64.0		B61020-6 TIALN
Ball nosed cylinder	12.7	25.0	6.0	70.0		C61225-6 TIALN
Ball nosed tree	12.7	25.0	6.0	70.0		F61225-6 TIALN
Pointed tree	9.6	19.0	6.0	64.0		G61020-6 TIALN
Ball nosed cone	12.7	32.0	6.0	77.0	14°	L61228-6 TIALN

Double Cut - 10 Piece Set - >PROCUT-AL-10X6MM-6



CONTENTS

- 10 piece selection of standard shaped burs
- 9.6mm & 12.7mm cut diameters
- 6mm shanks

Description	Cut Ø	L.O.C	Shk Ø	O.A.L	Incl. angle	Procut No.
Cylinder with endcut	9.6	19.0	6.0	64.0		B61020-6
Cylinder with endcut	12.7	25.0	6.0	70.0		B61225-6
Ball nosed cylinder	9.6	19.0	6.0	64.0		C61020-6
Ball nosed cylinder	12.7	25.0	6.0	70.0		C61225-6
Ball	12.7	11.0	6.0	56.0		D61212-6
Oval	9.6	16.0	6.0	60.0		E61015-6
Ball nosed tree	12.7	25.0	6.0	70.0		F61225-6
Tree	9.6	19.0	6.0	64.0		G61020-6
Tree	12.7	25.0	6.0	70.0		G61225-6
Ball nosed cone	12.7	32.0	6.0	77.0	14°	L61228-6



Wear Eye Protection!



Wear Hearing Protection!



Observe the recommended rotational speed, especially when using burs with long shanks!



Wear Protective Gloves



Wear Protective Mask

Double Cut - 40 Piece Display Case >PROCUT-AT-40X6MM-6

40 Piece display case showcases a wider bur offering.

- Counter top display
- Low maintenance
- Heavy duty packaging
- Secure product
- Maximise retail space
- 100% recyclable

Contents include:

- 6mm, 8mm, 9.6mm & 12.7mm diameter
- 6mm shanks
- Five shape configurations



Description	Cut Ø	L.O.C	Shk Ø	O.A.L	Incl. angle	Procut No.
Cylinder with endcut	6.0	18.0	6.0	50.0		B60618-6
Cylinder with endcut	8.0	19.0	6.0	64.0		B60820-6
Cylinder with endcut	9.6	19.0	6.0	64.0		B61020-6
Cylinder with endcut	12.7	25.0	6.0	70.0		B61225-6
Ball nosed cylinder	6.0	18.0	6.0	50.0		C60618-6
Ball nosed cylinder	8.0	19.0	6.0	64.0		C60820-6
Ball nosed cylinder	9.6	19.0	6.0	64.0		C61020-6
Ball nosed cylinder	12.7	25.0	6.0	70.0		C61225-6
Ball nosed tree	6.0	18.0	6.0	50.0		F60618-6
Ball nosed tree	8.0	20.0	6.0	65.0		F60820-6
Ball nosed tree	9.6	19.0	6.0	64.0		F61020-6
Ball nosed tree	12.7	25.0	6.0	70.0		F61225-6
Pointed tree	6.0	18.0	6.0	50.0		G60618-6
Pointed tree	8.0	19.0	6.0	64.0		G60820-6
Pointed tree	9.6	19.0	6.0	64.0		G61020-6
Pointed tree	12.7	25.0	6.0	70.0		G61225-6
Ball nosed cone	6.0	18.0	6.0	50.0	14°	L60618-6
Ball nosed cone	8.0	25.4	6.0	70.0	14°	L60822-6
Ball nosed cone	9.6	30.0	6.0	76.0	14°	L61026-6
Ball nosed cone	12.7	32.0	6.0	77.0	14°	L61228-6

Double Cut Miniature - 10 Piece Set >PROCUT-HQ-10X3MM-6

CONTENTS

- 10 piece selection of miniature burs
- 3mm cut diameters
- 3mm shanks



Description	Cut Ø	L.O.C	Shk Ø	O.A.L	Incl. angle	Procut No.
Cylinder w/o endcut	3.0	14.0	3.0	38.0		A30314-6
Cylinder with endcut	3.0	14.0	3.0	38.0		B30314-6
Ball nosed cylinder	3.0	14.0	3.0	38.0		C30312-6
Ball	3.0	2.5	3.0	38.0		D30303-6
Oval	3.0	6.0	3.0	38.0		E30306-6
Ball nosed tree	3.0	14.0	3.0	38.0		F30312-6
Tree	3.0	14.0	3.0	38.0		G30312-6
Flame	3.0	6.0	3.0	38.0		H30306-6
Ball nosed cone	3.0	9.5	3.0	38.0	8°	L30310-6
Cone	3.0	11.0	3.0	38.0	14°	M30311-6

Micro - 10 Piece Set - >BSMICPC-BQ-10X3MM-2



CONTENTS

- 10 piece selection of micro burs
- 1mm and 1.5mm cut diameters
- 3mm shanks

Description	Cut Ø	L.O.C	Shk Ø	O.A.L	Incl. angle	Procut No.
Cylinder w/o endcut	1.0	4.0	3.0	38.0		A30104-2 MICRO
Cylinder w/o endcut	1.5	4.0	3.0	38.0		A31.504-2 MICRO
Ball nosed cylinder	1.0	4.0	3.0	38.0		C30104-2 MICRO
Ball nosed cylinder	1.5	4.0	3.0	38.0		C31.504-2 MICRO
Ball	1.0	0.9	3.0	38.0		D30101-2 MICRO
Ball	1.5	1.4	3.0	38.0		D31.51.5-2 MICRO
Oval	1.5	4.0	3.0	38.0		E31.504-2 MICRO
Ball nosed tree	1.5	4.0	3.0	38.0		F31.504-2 MICRO
Pointed tree	1.5	4.0	3.0	38.0		G31.504-2 MICRO
Flame	1.5	4.0	3.0	38.0	16°	M31.504-2 MICRO

Aluminium Cut - 5 Piece Set >PROCUT-BO-5X6MM-3

CONTENTS

- 5 piece selection of standard shaped burs
- 12.7mm cut diameter
- 6mm shanks
- Aluminium cut - maximum stock removal
- Industries - foundry & shipbuilding



Description	Cut Ø	L.O.C	Shk Ø	O.A.L	Incl. angle	Procut No.
Cylinder with endcut	12.7	25.0	6.0	70.0		B61225-3 TIALN
Ball nosed cylinder	12.7	25.0	6.0	70.0		C61225-3 TIALN
Ball	12.7	11.0	6.0	56.0		D61212-3 TIALN
Ball nosed tree	12.7	25.0	6.0	70.0		F61225-3 TIALN
Ball nosed cone	12.7	32.0	6.0	77.0	14°	L61228-3 TIALN



Wear Eye Protection!



Wear Hearing Protection!



Observe the recommended rotational speed, especially when using burs with long shanks!



Wear Protective Gloves



Wear Protective Mask

Cut 5 - 5 Piece Set >PROCUT-CN-5X6MM-5

CONTENTS

- 5 piece selection of standard shaped burs
- 12.7mm cut diameter
- 6mm shanks

BENEFITS

- Cut 5 - maximum stock removal
- Industries - foundry and ship building steel applications



Description	Cut Ø	L.O.C	Shk Ø	O.A.L	Incl. angle	Procut No.
Cylinder with endcut	12.7	25.0	6.0	70.0		B61225-5
Ball nosed cylinder	12.7	25.0	6.0	70.0		C61225-5
Ball nosed tree	12.7	25.0	6.0	70.0		F61225-5
Pointed tree	12.7	25.0	6.0	70.0		G61225-5
Ball nosed cone	12.7	32.0	6.0	77.0	14°	L61228-5

AS RANGE SET

FEATURES

- Compact
- Versatile assortment

BENEFITS

- Easy to carry
- Ideal for demonstrations, samplings or special promotions



Line	Description Type	Contents	Alloy Specific Part No.
Sets	10 pcs Alloy Specific Cut	A30312-6AS; C30312-6AS; D30303-6AS; E30306-6AS; F30312-6AS; G30308-6AS; G30314-6AS; H30306-6AS; L30314-6AS; M30315-6AS	>PROCUT-IS-10X3MM-6AS

INNOVATION BUR SETS

Inox Range - 5 Piece Set >SET11PC-HB-5X6MM-IX

CONTENTS

- 5 piece selection of standard shaped burs
- 12.7mm cut diameter
- 6mm shanks

BENEFITS

- Developed cutting geometry
- High performance grinding
- Reduces heat build up on the workpiece

See the bur in action!



Description	Cut Ø	L.O.C	Shk Ø	O.A.L	Procut No.
Cylinder without endcut	12.7	25.0	6.0	70.0	A61225-3INOX
Ball Nosed cylinder	12.7	25.0	6.0	70.0	C61225-3INOX
Ball nosed tree	12.7	25.0	6.0	70.0	F61225-3INOX
Pointed Tree	12.7	25.0	6.0	70.0	G61225-3INOX
Ball nosed cone	12.7	32.0	6.0	77.0	L61228-3INOX

Inox Range - 5 Piece Set >PROCUT-IG-5X6MM-3IN

CONTENTS

- 5 Piece Selection of established burs
- 9.6mm cut diameter
- 6mm shanks



Description	Cut Ø	L.O.C	Shk Ø	O.A.L	Incl. angle	>PROCUT-IG-5X6MM-3IN
Cylinder without endcut	9.6	19.0	6.0	64.0		A61020-3INOX
Ball nosed cylinder	9.6	19.0	6.0	64.0		C61020-3INOX
Ball	9.6	8.0	6.0	54.0		D61010-3INOX
Ball nosed tree	9.6	19.0	6.0	64.0		F61020-3INOX
Ball nosed cone	10	20.0	6.0	65.0	14°	L61020-3INOX

INNOVATION BUR SETS

Steel Range - 5 Piece Set >SET12PC-HC-5X6MM-ST

CONTENTS

- 5 piece selection of standard shaped burs
- 12.7mm cut diameter
- 6mm shanks

BENEFITS

- Increasing machine output on steel components
- Aggressive cutting form
- Specifically engineered steel cutting geometry

See the bur in action!



Description	Cut Ø	L.O.C	Shk Ø	O.A.L	Procut No.
Cylinder with endcut	12.7	25.0	6.0	70.0	B61225-6STEEL
Ball Nosed cylinder	12.7	25.0	6.0	70.0	C61225-6STEEL
Ball nosed tree	12.7	25.0	6.0	70.0	F61225-6STEEL
Pointed Tree	12.7	25.0	6.0	70.0	G61225-6STEEL
Ball nosed cone	12.7	32.0	6.0	77.0	L61228-6STEEL

Steel Cut - 5 Piece Set (9.6mm) >PROCUT-IF-5X6MM-6ST

CONTENTS

- 5 Piece Selection of established burs
- 9.6mm cut diameter
- 6mm shanks



Description	Cut Ø	L.O.C	Shk Ø	O.A.L	Incl. angle	>PROCUT-IF-5X6MM-6ST
Cylinder with endcut	9.6	19.0	6.0	64.0		B61020-6STEEL
Ball nosed cylinder	9.6	19.0	6.0	64.0		C61020-6STEEL
Ball	9.6	8.0	6.0	54.0		D61010-6STEEL
Ball nosed tree	9.6	19.0	6.0	64.0		F61020-6STEEL
Ball nosed cone	9.6	30.0	6.0	76.0	14°	L61026-6STEEL



Wear Eye Protection!



Wear Hearing Protection!



Observe the recommended rotational speed, especially when using burs with long shanks!



Wear Protective Gloves



Wear Protective Mask

procut



New Geometry Bur Sets

www.atagroup.co



NEW GEOMETRY BUR SETS

The Radius bur sets contain an exclusive range of multi-application burs that cover all general metal removal, thanks to the exclusive inverted curve design.

5 Piece Chamfer Application Set >RAD-FF-5X6MM-VAR

CONTENTS

- 12.7mm and 16mm cutting diameter
- 6mm shanks

BENEFITS

- Easy control
- Reduce downtime
- Creates smooth radius



Description	Cut Ø	L.O.C	Shk Ø	O.A.L	Procut No.
Double Inverted 45°	16.0	15.0	6.0	60.0	KN61515-2
Radius/Cylinder w endcut	12.7	25.0	6.0	70.0	BMN61225-6F
Radius/ Cylinder ball nosed	12.7	25.0	6.0	70.0	CMN61225-6F
Radius/Ball nosed tree	12.7	35.0	6.0	80.0	FMN61235-6F
Radius/Cylinder/Countersink 90°	12.7	28.0	6.0	73.0	KMN61228-6F

See the bur in action!



10 Piece Radius Application Set >RAD-FG-10X6MM-VAR

CONTENTS

- 12.7mm cut diameter
- 6mm shanks



Description	Cut Ø	L.O.C	Shk Ø	O.A.L	Procut No.
Radius/Cylinder	12.7	25.0	6.0	70.0	AMN61225-6F
Radius/Cylinder w endcut	12.7	25.0	6.0	70.0	BMN61225-6F
Radius/ Cylinder ball nosed	12.7	25.0	6.0	70.0	CMN61225-2
Radius/ Cylinder ball nosed	12.7	25.0	6.0	70.0	CMN61225-2F
Radius/ Cylinder ball nosed	12.7	25.0	6.0	70.0	CMN61225-6F
Radius/Ball nosed tree	12.7	35.0	6.0	80.0	FMN61235-6F
Radius/Tree	12.7	35.0	6.0	80.0	GMN61235-6F
Radius/ Countersink 60°	12.7	31.0	6.0	76.0	JMN61231-6F
Radius/Cylinder/Countersink 90°	12.7	28.0	6.0	73.0	KMN61228-6F
Radius/Ball nose cone	12.7	35.0	6.0	80.0	LMN61235-6F



The Combi bur sets include high performance, multi-purpose burs for the various industries. This innovative design allows for less downtime and covers multiple applications.

5 Piece Multi Purpose Set >Combi-FH-5X6MM-6

CONTENTS

- 12.7mm & 16mm cut diameter
- 6mm shanks

BENEFITS

- Better performance
- Suit complex application
- Consistent performance



Description	Cut Ø	L.O.C	Shk Ø	O.A.L	Procut No.
Inverted/Ball	12.7	20.0	6.0	65.0	DN61220-6
Cylinder/Countersink 60°	12.7	25.0	6.0	70.0	JA61225-6
Inverted/Countersink 90°	12.7	18.0	6.0	64.0	KN61218-6
Double Inverted 45°	16.0	15.0	6.0	60.0	KN61515-2
Double Inverted	12.7	25.0	6.0	70.0	NN61225-6

10 Piece Multi Application Set >Combi-F1-10X6MM-6

CONTENTS

- 12.7mm cut diameter
- 6mm shanks



Description	Cut Ø	L.O.C	Shk Ø	O.A.L	Procut No.
Inverted/Cylinder	12.7	25.0	6.0	70.0	AN61225-6
Inverted/Cylinder endcut	12.7	25.0	6.0	70.0	BN61225-6
Inverted/Ball	12.7	20.0	6.0	65.0	DN61220-2
Inverted/Ball	12.7	20.0	6.0	65.0	DN61220-6
Inverted/Ball nosed tree	12.7	32.0	6.0	77.0	FN61232-6
Inverted/Tree	12.7	32.0	6.0	77.0	GN61232-6
Cylinder/Countersink 60°	12.7	25.0	6.0	70.0	JA61225-6
Inverted/Countersink 60°	12.7	23.0	6.0	68.0	JN61223-6
Cylinder/Countersink 90°	12.7	25.0	6.0	70.0	KA61225-6
Inverted/Countersink 90°	12.7	18.0	6.0	64.0	KN61218-6



Wear Eye Protection!



Wear Hearing Protection!



Observe the recommended rotational speed, especially when using burs with long shanks!



Wear Protective Gloves



Wear Protective Mask



The Corner Radius bur set has been specially designed to meet the high manufacturing standards. The radius design at the top allows for extended tool life.

Corner Radius - 6 Piece Set >CRAD-FJ-6XVAR-6

CONTENTS

- 3mm, 6mm, 8mm, 9.6mm, 12.7mm and 16mm cut diameter
- 3mm and 6mm shanks

BENEFITS

- Flute strength
- Prevents from digging
- Reduces flute chipping



Description	Cut Ø	L.O.C	Shk Ø	O.A.L	Procut No.
Cylinder w Radius	3.0	14.0	3.0	38.0	A30314-6 RAD
Cylinder w Radius	6.0	18.0	6.0	50.0	A60618-6 RAD
Cylinder w Radius	8.0	2.0	6.0	64.0	A60820-6 RAD
Cylinder w Radius	9.6	19.0	6.0	64.0	A61020-6 RAD
Cylinder w Radius	12.7	25.0	6.0	70.0	A61225-6 RAD
Cylinder w Radius	16.0	25.0	6.0	70.0	A61525-6 RAD

See the bur in action!



- **Always operate the bur within the recommended speeds guide. For guidance see page 5.**
- **Always select the appropriate shape, diameter and cut style for the application.**
- **Always ensure the appropriate tool is used and that it is regularly maintained.**
- **Always fix the maximum length of bur in the collet. Do not exceed the recommended maximum over hang. For guidance see page 5.**
- **Always use a smooth cutting action with constant movement in both directions.**
- **Don't Run bur above the maximum operating speed, this can cause premature tooth wear.**
- **Don't Run a bur too slowly, this can cause chipping.**
- **Don't Sink the bur to more than one third of its periphery. Do not encapsulate.**
- **Don't Allow bur to become too hot, this may cause the braze to soften and cause the head to become detached from the shank (only applies to burs where head diameter is greater than the shank diameter).**



Wear Eye Protection!



Wear Hearing Protection!



Observe the recommended rotational speed, especially when using burs with long shanks!



Wear Protective Gloves

International Offices

t: +353 (0) 49 432 6178
f: +353 (0) 49 432 6298

e: sales@atagroup.ie
w: www.atagroup.co

ATA Tools Ltd., IDA Business & Technology Park,
Killygarry, Cavan, Co. Cavan, H12 DK46, Ireland

UK Offices

t: +44 (0) 1530 261 145
f: +44 (0) 1530 262 801

e: sales@atagarryson.com
w: www.atagroup.co

ATA Garryson Ltd., Spring Road, Ibstock,
Leicestershire, LE67 6LR, United Kingdom

